
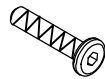




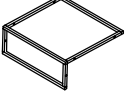


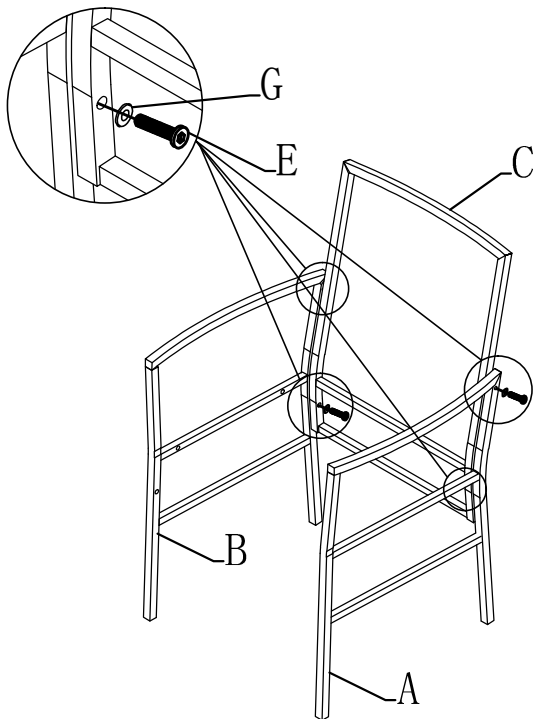


Item no.	Reference Image	Description	Qty.	Item no.	Reference Image	Description	Qty.
A		Left Arm Rest	1	E		M6*35 Socket Head Cap Screw	4
B		Right Arm Rest	1	F		M6*30 Socket Head Cap Screw	6
C		Seat Back	1	G		Flat Washer	10
D		Seat Base	1	H		TOOL LIST	1



DO not fully tighten all screws until assembly is completed.

①



②

