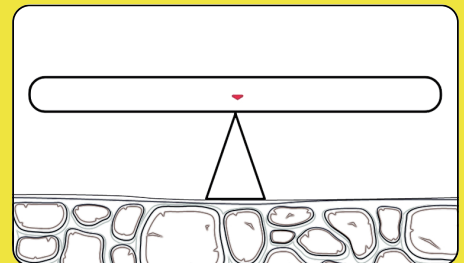







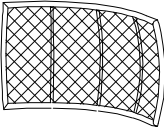

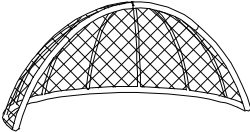

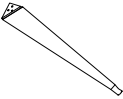

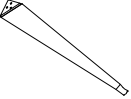


WARNING

- Please double check whether all screws are tightened after installation. Failure to tighten them securely can pose significant safety hazards. Special attention should be given when used by the elderly, and children.
- Do not throw yourself on the chairs out of security considerations. The impact weight that the product can withstand is not equivalent to its weight-bearing capacity.
- If there is slight shaking or movement while rocking, it is considered as normal phenomenon and does not affect the usability. Highly recommended to periodically check the condition of the screws after using it.
- Do not place it(chairs with a stand) on any unlevel ground which will certainly affect its bearing capacity and cause safety hazards.
- Single-person product, do not use by multiple individuals, and do not exceed the weight limit.
- For safety reasons, pregnant women are prohibited from using hanging swing chairs or proch chairs.



"IMPORTANT, RETAIN FOR FUTURE REFERENCE: READ CAREFULLY"

- ⚠ 1. Confirm all parts are present prior to assembly.
- 2. Assemble on a flat, clean and soft surface.
- 3. Do not fully tighten screws until all parts are assembled.

Item no.	Reference Image	Qty.	Item no.	Reference Image	Qty.
A		X1	G	 M6*55mm	X10
B		X1	H		X32
C		X1	I	 M6*20mm	X12
D		X1	J		X10
E1		X2	K		X1
E2		X2	L		X1
F		X1			

1



(A) 1pc



(E1) 2pcs



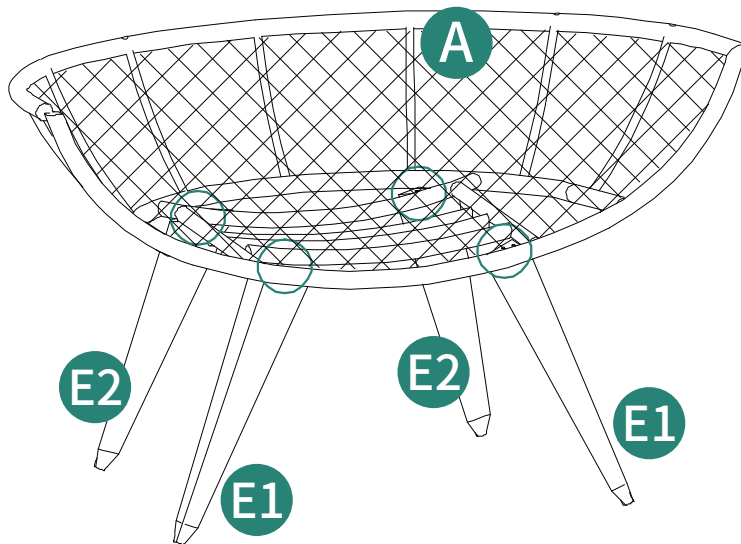
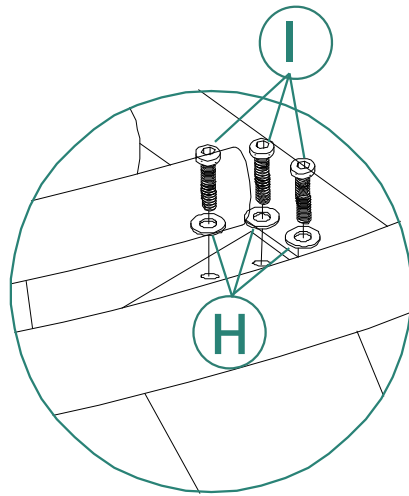
(E2) 2pcs







(H) 12pcs

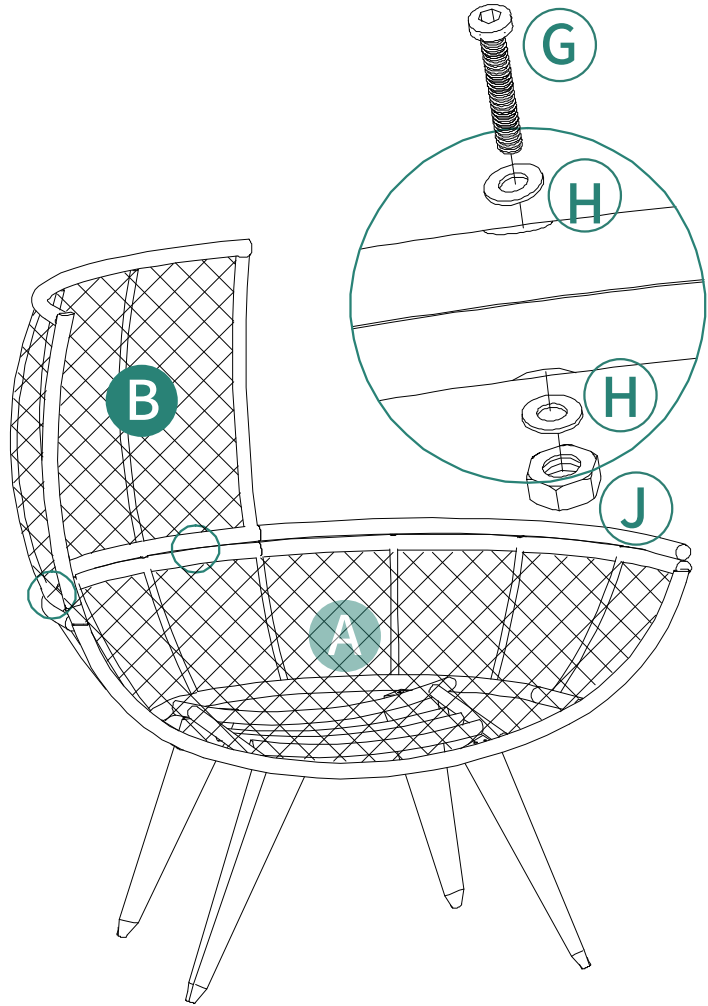


(I) 12pcs

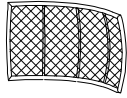


2

-  **B** 1pc
-  **G** 2pcs
-  **H** 4pcs
-  **J** 2pcs



3



Ⓒ 1pc



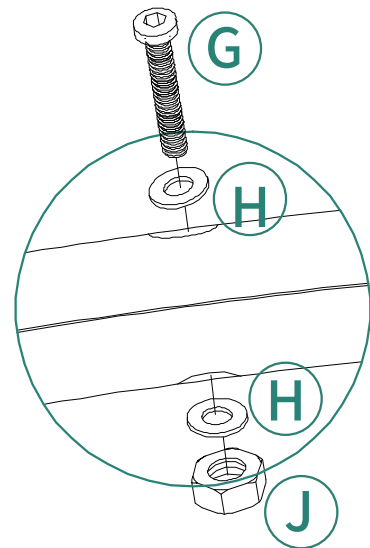
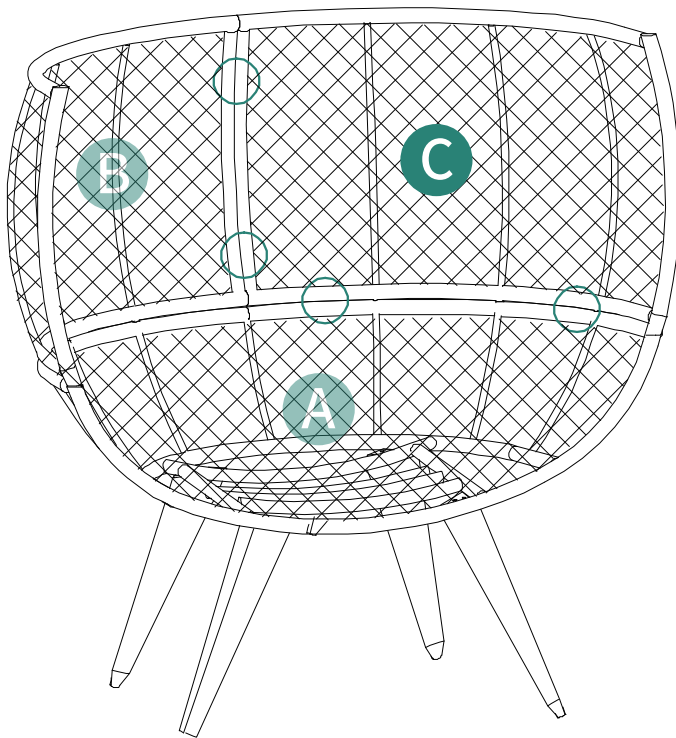
Ⓖ 4pcs



Ⓗ 8pcs



Ⓙ 4pcs



4



Ⓓ 1pc



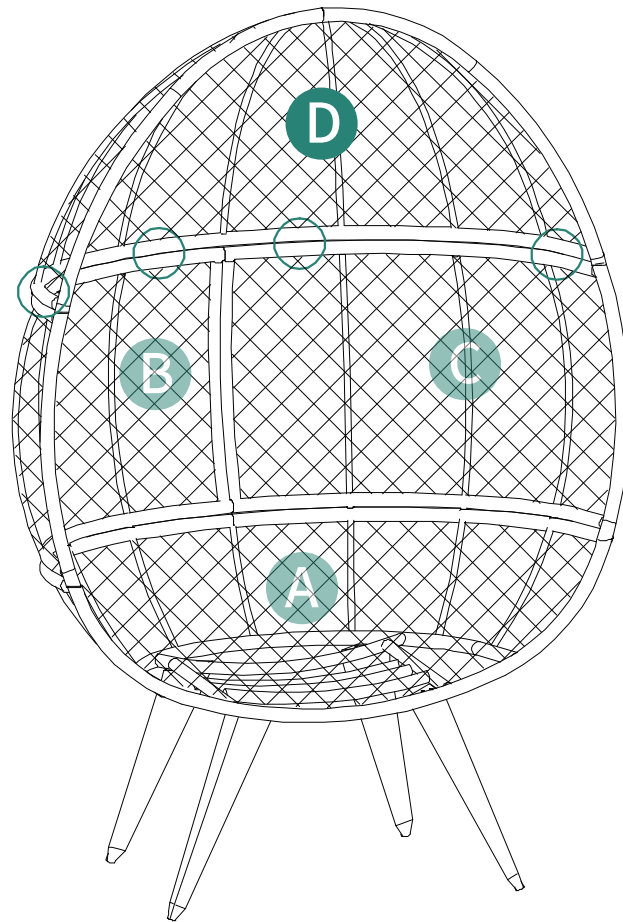
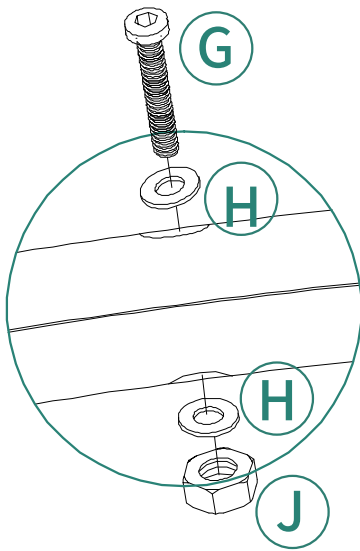
Ⓖ 4pcs



Ⓗ 8pcs






Ⓙ 4pcs




5



ⓕ 1pc



6



Installation Completed