


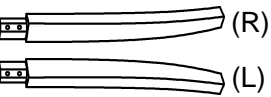


# ASSEMBLY INSTRUCTION



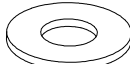
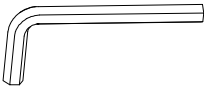
Dining chair



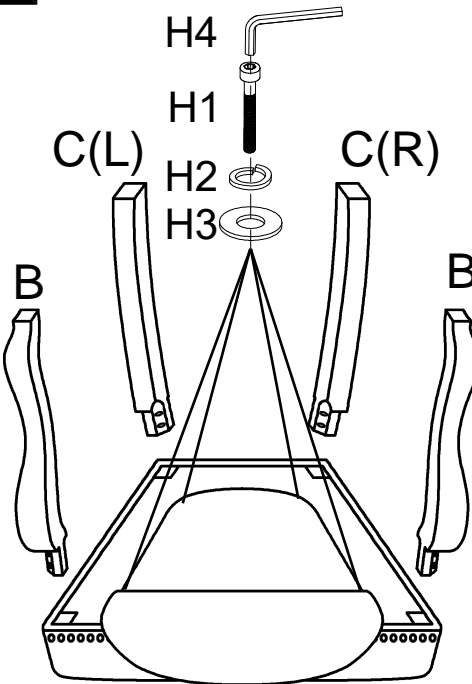
## Component List

| LABEL | DESCRIPTION  | QTY |
|-------|--|-----|
| A     |  Seat                         | 1   |
| B     |  Front leg                    | 2   |
| C     |  Back leg (R)<br>Back leg (L) | 2   |

## Hardware List

| LABEL | DESCRIPTION  | QTY |
|-------|--|-----|
| H1    |  SCREW<br>M8×65mm           | 8   |
| H2    |  Spring washer<br>M8        | 8   |
| H3    |  Flat washer<br>M8×22×1.5mm | 8   |
| H4    |  Allen key<br>M8            | 1   |

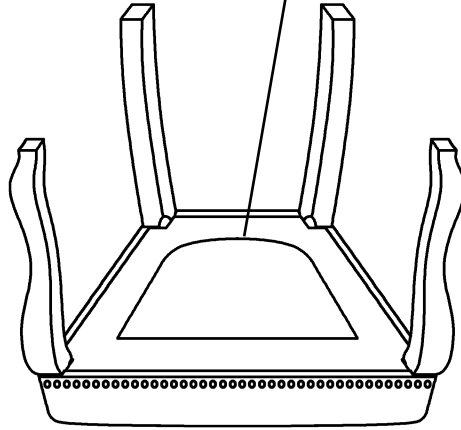
**1**



A

Tighten the screws to 80% tightness.

**2**



Close the zipper

Adjust the chair so that it is leveled, then fully tighten all the screws.