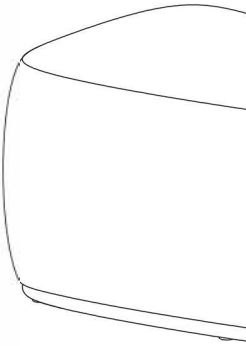


Owner Manual



WARRANTY

We strive to offer high quality product and we also try our best to satisfy each customer that order from us, no matter on products or services as needed. Each customer receives a record of their order, such as the order number or item receipt. For any items that are out of warranty period, you may still be able to purchase the replacement parts from our company if they are available.



MAINTENANCE AND WARNING

Please read the manual thoroughly
before you start installing.

Please keep the product away from
sharp object.

Packaging and small parts may have
chocking hazard, please keep them away
from children and pets.

Please clean the product according to each
clean code, check the product description
for more information.

Please keep the product away from
fire.

If you have any other questions, please
contact us, we will be glad to help you out.

If the product is placed under direct
sunlight, the pattern or color might fade
away overtime.

Check the product periodically to make
sure everything is secured and tightened.

Always use proper tools for installation.

Do not jump on the product.



Around 5 min

PRODUCT DESCRIPTION

The sturdy wood frame and plastic legs ensure durability and stability.

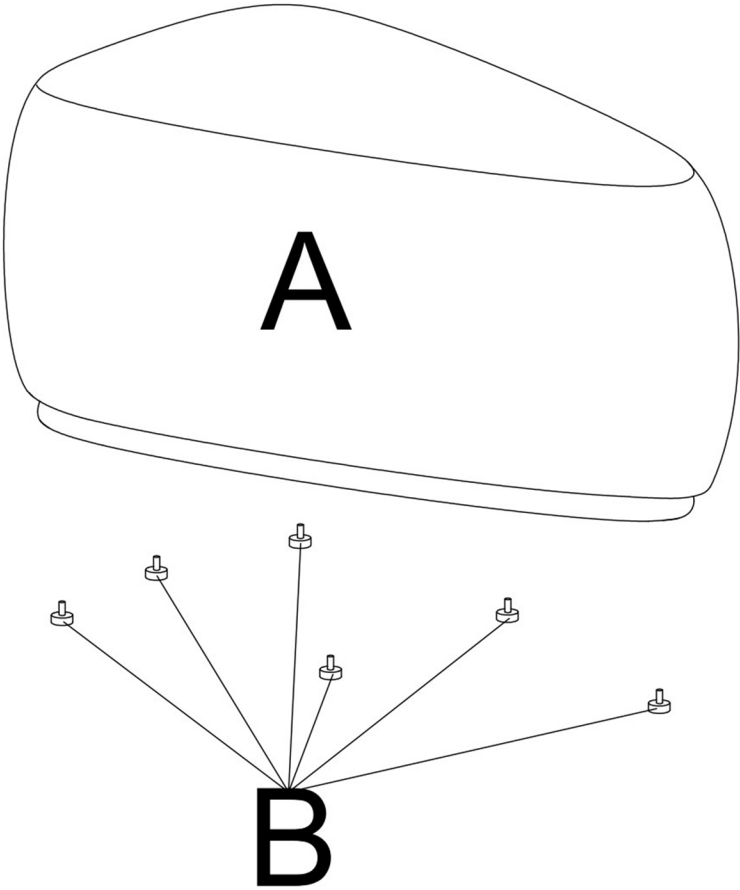
High-density foam and synthetic fiber filling offer ultimate comfort.

Bright color and playful cheese block shape make a bold statement.

Perfect for small spaces while still offering comfort and style.

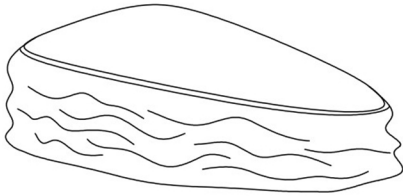
Great as both a footrest and extra seating for your living room.

EXPLODED VIEW



PARTS

A*1



Ottoman Cushion

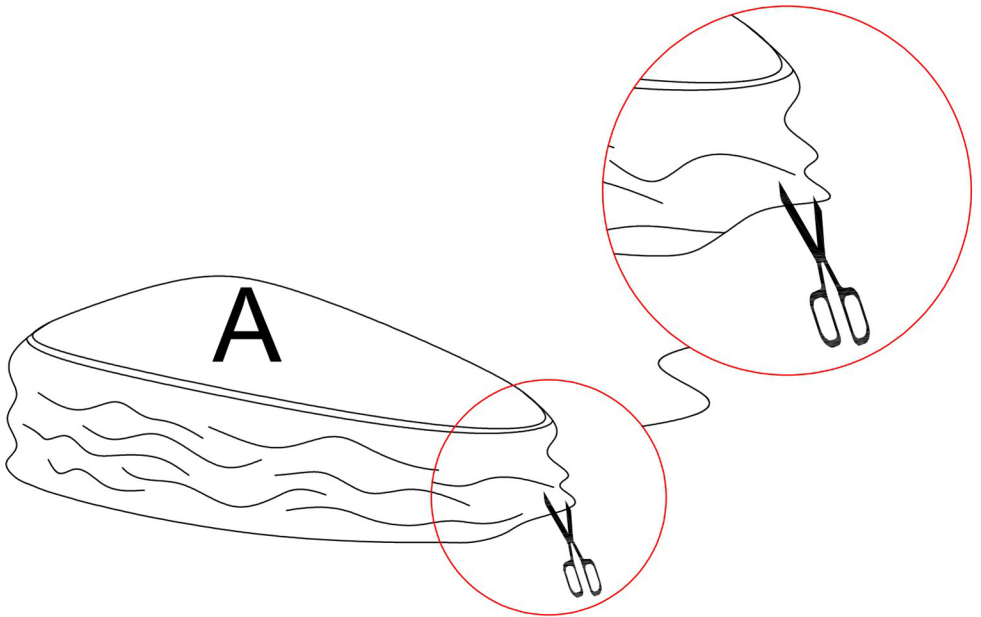
B*6



Legs

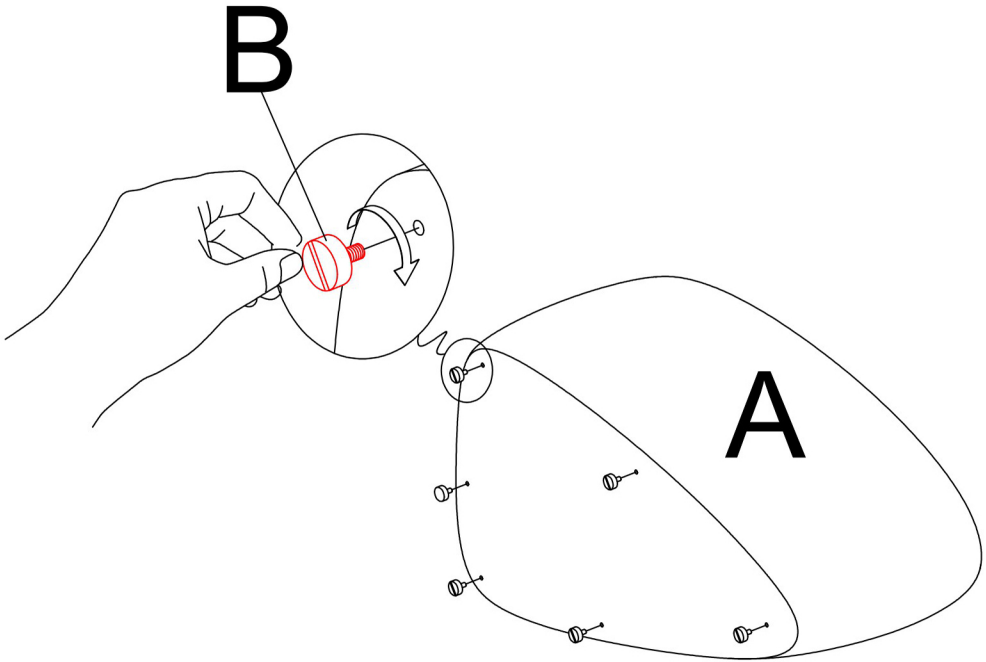
step 1

Take the ottoman out of the air compression bag (A) and let it recover, it might take up to 72 hours to be fully recovered, you may gently slap on it to speed up the process.



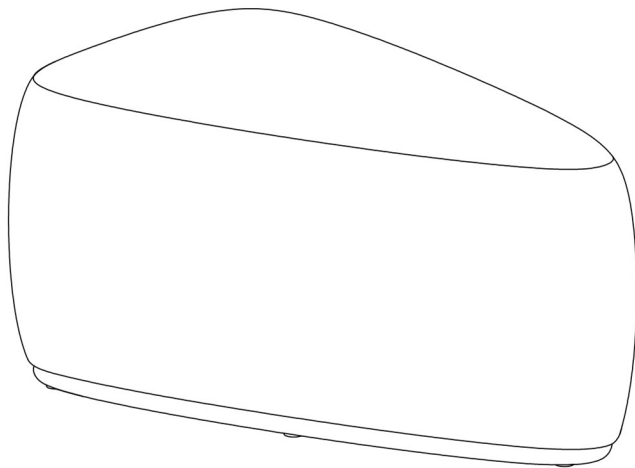
step 2

Twist the legs (B) onto the bottom of the ottoman as shown, make sure every single one of the legs are fully installed.



step 3

The assembly is complete! Thank you again for choosing our product! Please enjoy!



step 4

Please use the product after 72 hours, wait until the cushion is fully recovered.



72 hours later

