






# Installation 121-3

To avoid scratches and swallowing parts, please do not install by children!

Hardware List		Hardware List	
 Ottoman seat	1	 Seat cushion	1
 Sofa cover	1	 Legs	4

- 1** Put on the sofa cover.  
Suggestion: you'd better not remove the protective strip before finish putting the cover on.



- 2** Secure the legs of the sofa.



Storable



- 3**

