

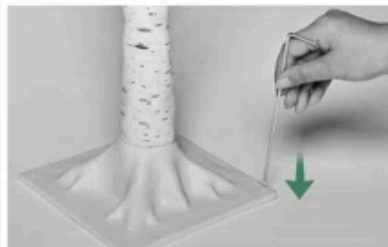


1. Remove the tree from the package.



2. Insert the trunk into the base and twist to lock it in place.

3. Attach the tree top to the trunk.



4. Secure the base with ground stakes, then connect the power cable to the transformer.

Tip: Gently bend and shape the branches for a full, natural look!