

Padded Beds “Limited” Warranty

This warranty is between Sleep and the original purchaser and is valid only when accompanied by the original purchaser's sales receipt showing original date of purchase and location of purchase. Replacements under this warranty revert to the date of original purchase for future warranty. Maintain this warranty document and your sales receipt in a safe place.

Sleep or its authorized dealer can accept or reject warranty claims based on its findings. This warranty applies in normal residential use only. Normal residential use only is described as using the product on a level surface with all legs touching the floor with an equal distribution of weight. The product is to be used with standard mattresses only. This warranty is invalid if the product is not used for its intended purpose. Sleep can make substitutions as required of materials, components, and sub-components of comparable value and utility. Sleep reserves the right to refuse service and invalidate the warranty when, upon inspection, the product failure is caused by factors other than defective workmanship or materials.

Manufacturing defects include when the product has become defective where it will not support the mattress properly.

Sales and use taxes, plus shipping and handling charges are the responsibility of the consumer. Consumer is required to deliver damaged product to the authorized dealer.

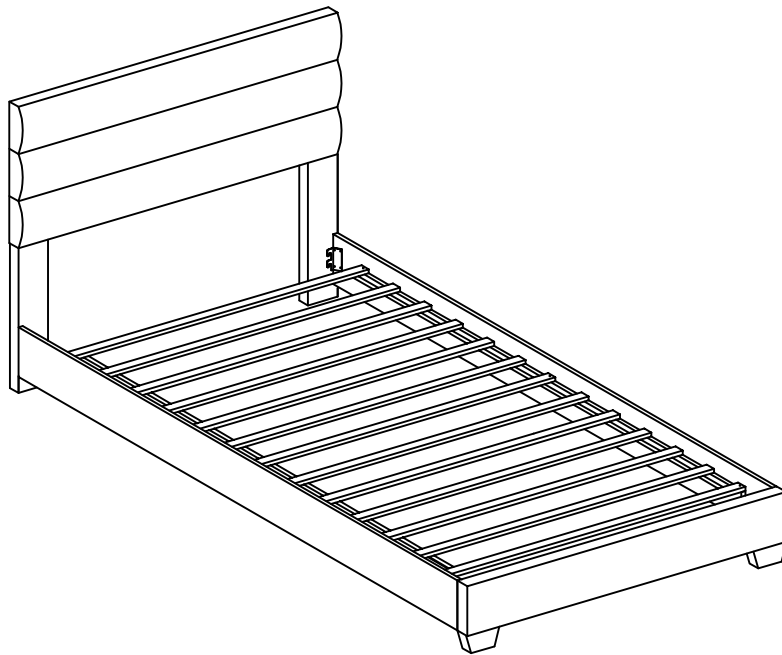
Certain items are not covered by this warranty. These include, but are not limited to the following:

1. Components subjected to abuse including abuse intended to simulate failure.
2. Damages caused by shipper, dealer, or installation crew such as scratches, dents, fabric tears etc.
3. Any part which merely exhibits normal wear yet functions essentially as new.
4. Sleep disclaims liability for any aspect of installation and any inconvenience caused by a defective part of a component.
5. Tears, punctures, dents, or any damage caused by improper installation.
6. Items sold “as is” and Floor Model Units.
7. Sleep warrants only the products listed at the top of this page. This warranty does not extend to any mattress that may be placed on the listed products.
8. Weight Capacity – King, California King, Queen, Double size – 700 Lbs. Twin size – 400 Lbs.

To make a claim, return the defective part along with your original sales receipt to an authorized Sleep dealer. If there is not a dealer in your area, send a copy of the original sales receipt, the defective product along with a brief description of the problem to: Sleep, 2440 Adie Rd., St. Louis, MO, 63043. All items must be sent freight prepaid.

Replacement will be made at the company's option. This is the entire exclusive express limited warranty. The manufacturer neither makes nor is responsible for any other warranties, either expressed or implied, including those of retailing dealers. **Any and all liability for breach of warranty, as well as damages for incidental or consequential losses is expressly denied.**

Platform Bed
Assembly Instruction
Contains One Bed and Hardware



PARTS LIST

A. Headboard (3 pcs)



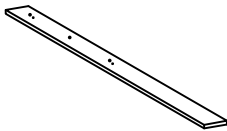
B. Footboard (1 pc)



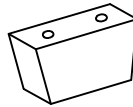
C. Side Rail (2 pcs)



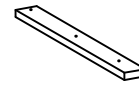
D. Headboard Legs (2 pcs)



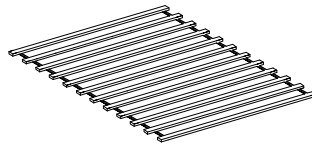
E. Footboard Legs (2 pcs)



F. Headboard Support Wood (1 pc)

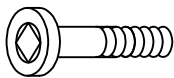


G. Wood Slat System (1 pc)

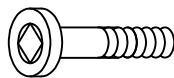


HARDWARE LIST

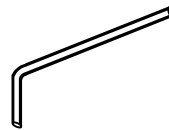
H. 20mm Bolt (8 pcs)



I. 40mm Bolt (9 pcs)



J. Large Hex Key (1 pc)



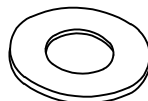
K. Small Hex Key (1 pc)



L. Spring Washer (9 pcs)



M. Flat Washer (9 pcs)



N. 32mm Screw (10 pcs)

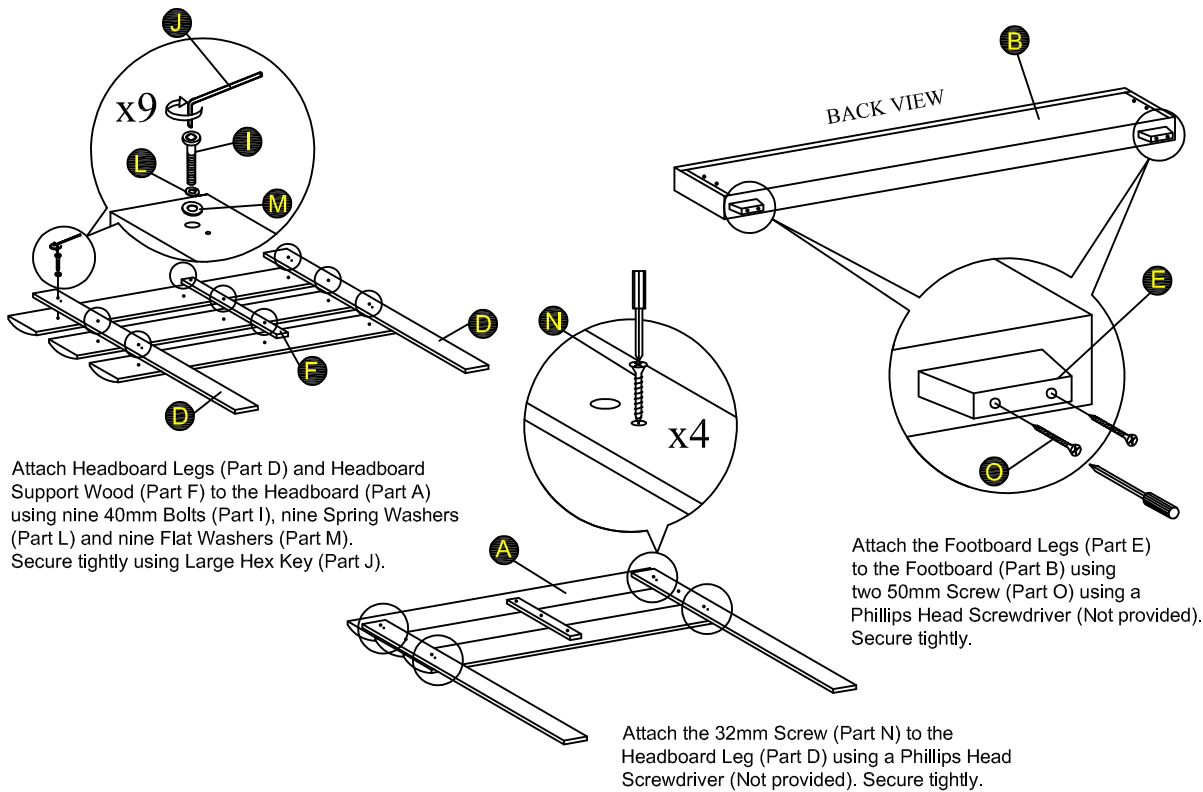


O. 50mm Screw (4 pcs)

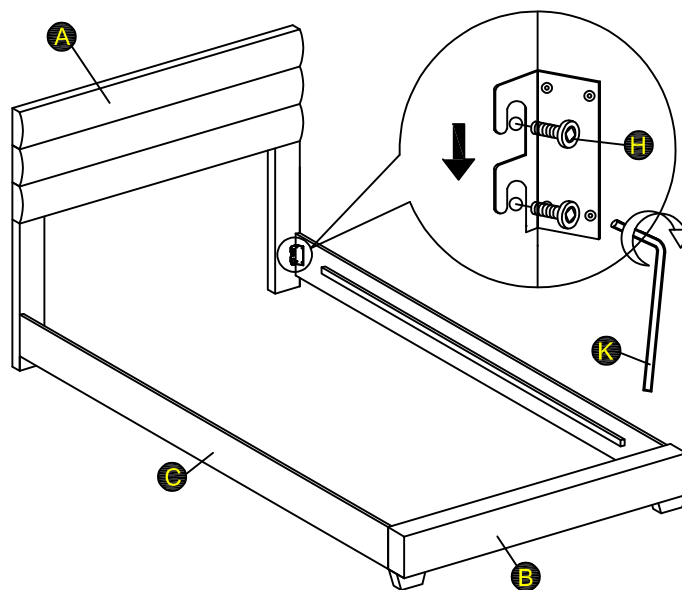


ASSEMBLY INSTRUCTIONS

STEP 1



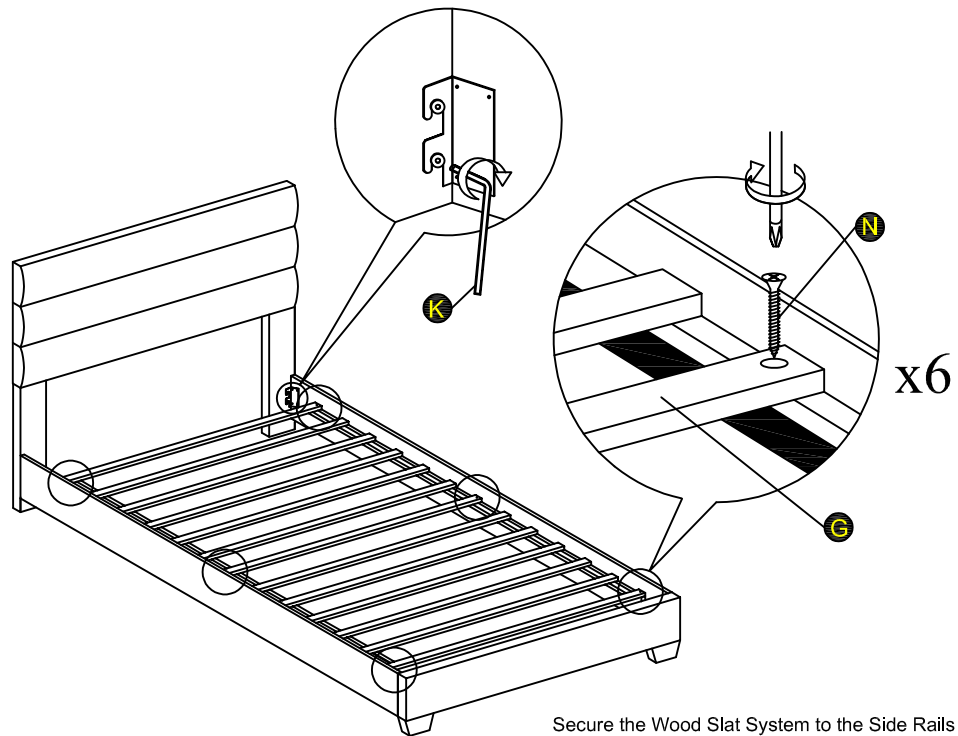
STEP 2



Attach the complete Side Rails (Part C) to the Headboard (Part A) and Footboard (Part B) with eight 20mm Bolts (Part H) to the headboard leg and footboard using the Small Hex Key (Part K). Do not tighten.

ASSEMBLY INSTRUCTIONS

STEP 3



Secure the Wood Slat System to the Side Rails (Part C) using six screws 32mm (Part N) and a Phillips Head Screwdriver (not provided). Secure the side rails to the headboard and footboard using Allen Key (Part K). Your bed is now set up and ready for use.