




















# ASSEMBLY INSTRUCTIONS

## 72" DRY BAR WITH OPTIONAL FRIDGE POCKET

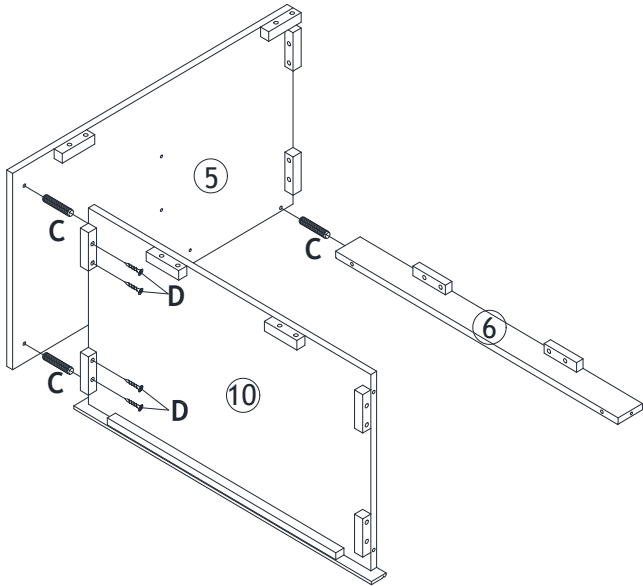
| PART LIST |                  |   |     |
|-----------|------------------|---|-----|
| 1         | Top Panel        |  | 1PC |
| 2         | Front Panel      |  | 1PC |
| 3         | Right Side Panel |  | 1PC |
| 4         | Left Side Panel  |  | 1PC |
| 5         | Middle panel     |  | 1PC |
| 6         | Tail Board       |  | 1PC |
| 7         | Middle Shelf     |  | 1PC |
| 8         | Left Shelf       |  | 1PC |
| 9         | Right Shelf      |  | 1PC |
| 10        | Bottom           |  | 1PC |

| HARDWARE LIST |                           |   |       |
|---------------|---------------------------|---|-------|
| A             | JCBC Screw (Ø1/4" * 40mm) |  | 8PCS  |
| B             | Washers                   |  | 8PCS  |
| C             | Wood Dowels               |  | 17PCS |
| D             | CSK Screw (Ø8mm * 25mm)   |  | 68PCS |
| E             | Shelf Pin                 |  | 4PCS  |
| F             | Glue                      |  | 1PC   |
| G             | Angle Iron                |  | 1PC   |
| H             | Screw (Ø3mm * 15mm)       |  | 2PC   |

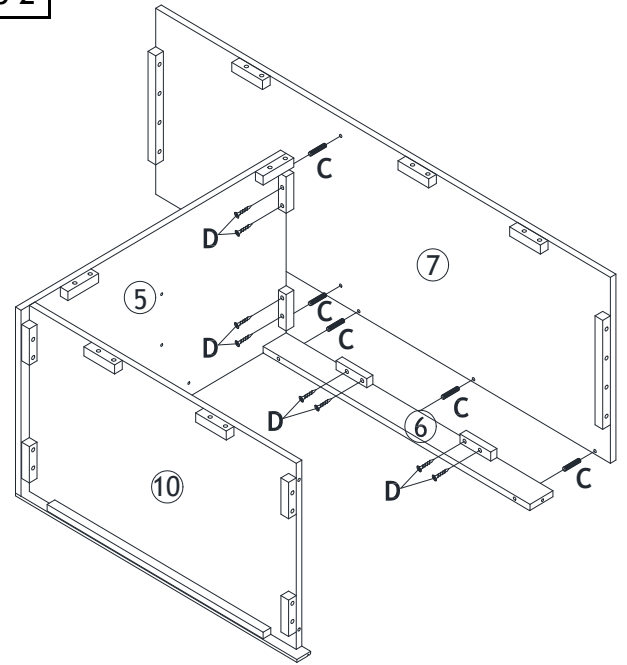


COMPLETED ASSEMBLY

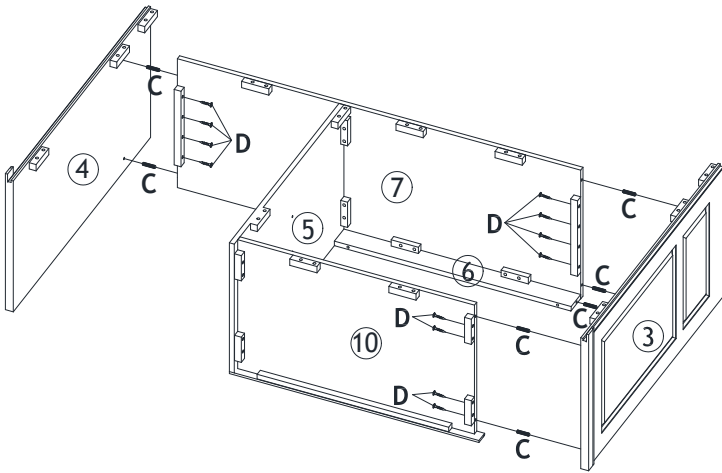
Step 1



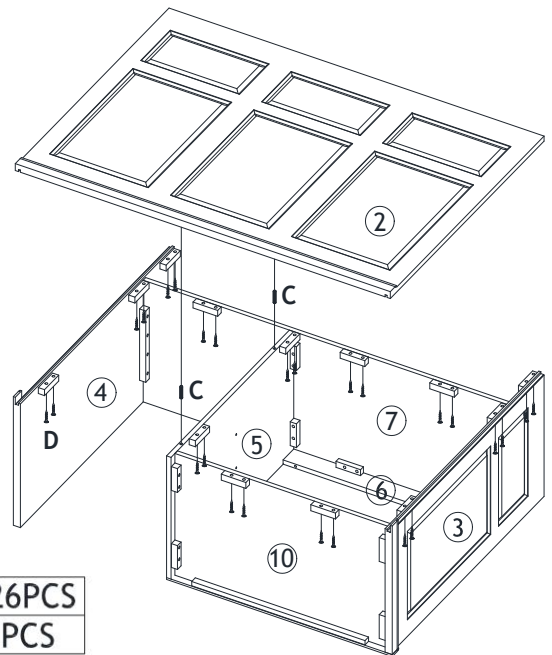
Step 2



Step 3

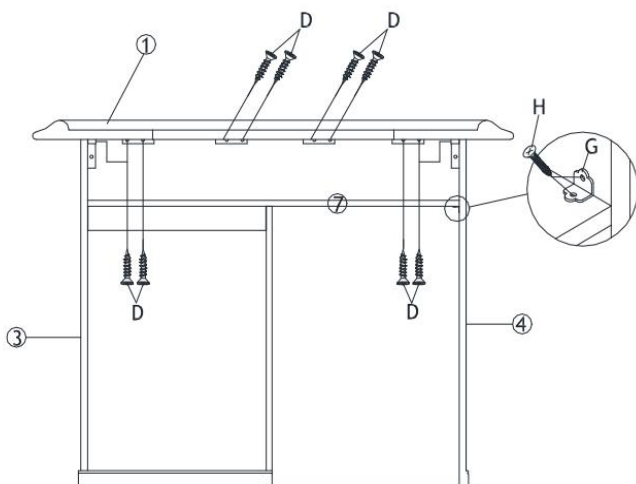


Step 4



 26PCS  
 2PCS

Step 5



 16PCS

Step 6

