



**Outdoor Patio Umbrella**

## WARNING:

1. Do not use the umbrella or umbrella base on a soft, muddy or sandy surface.
2. Umbrella base requires 100kgs in order to work properly.
3. Umbrella may not withstand high winds. To avoid injury or damage, do not use in high wind conditions. Always retract umbrella when not in use. Umbrella base must be filled to capacity in order to work properly.

## Please Note

Carefully and thoroughly read the instructions before and during assembly to ensure proper installation of the unit. We strongly recommend you to keep this manual for regular review and future reference.

## ATTENTION:

1. Please check the manual carefully and make sure you have received all the parts.
2. If there is any missing, please let us know the letter of the parts you need.
3. If there is any damage, please send clear photos to us, we will check and offer you best solution soon.

## Storage:

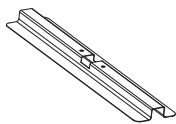
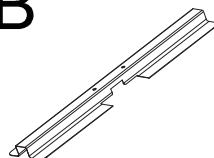
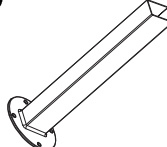

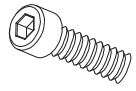

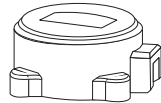

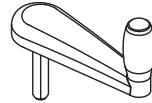
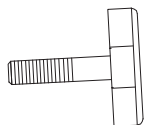
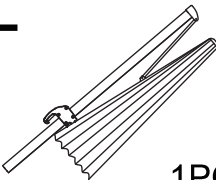
1. Before storing your umbrella, make sure it is completely dry and clean.
2. Keep the umbrella in a dry and well-ventilated place to protect against mildew.
3. So that you can enjoy using your umbrella for a long time, only use very mild cleaning products on it. Then allow it to dry thoroughly. Mildew spots can be removed with a mild cleaning product. Never use cleaning products that contain solvents, as these will bleach and damage the material.

Tip: To avoid damage, never use alkali or acidic cleaning products or steam cleaners to clean the umbrella. To prevent material damage, remove any collected water from the canopy by either draining off the water or by dismantling the umbrella. Please remember that your canopy is NOT 100% waterproof and that water can seep through the seams and/or the material. Your umbrella protects you from the sun and is not a rain shelter.

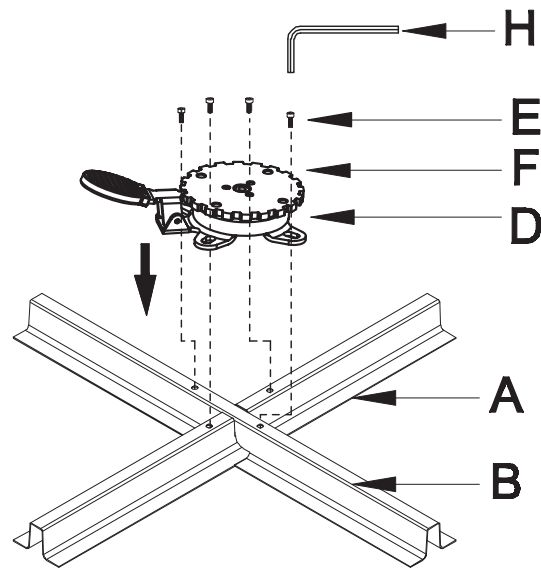
4. Clean with damp cloth.

Warranty period: 180 days.

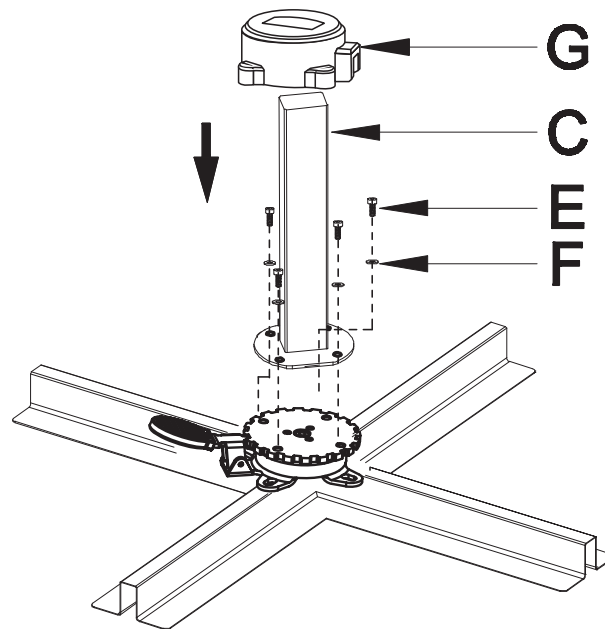
# Assembly Instructions

<b>A</b>  1PCS	<b>B</b>  1PCS	<b>C</b>  1PCS	<b>D</b>  1PCS	<b>E</b>  (M8) 8 PCS
<b>F</b>  (Ø8) 8PCS	<b>G</b>  1PCS	<b>H</b>  1PCS	<b>I</b>  1PCS	<b>J</b>  1PCS
<b>L</b>  1PCS				

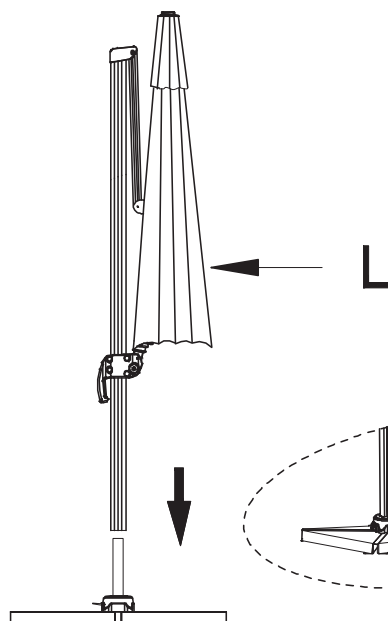
### STEP 1



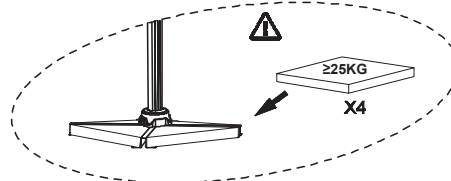
### STEP 2



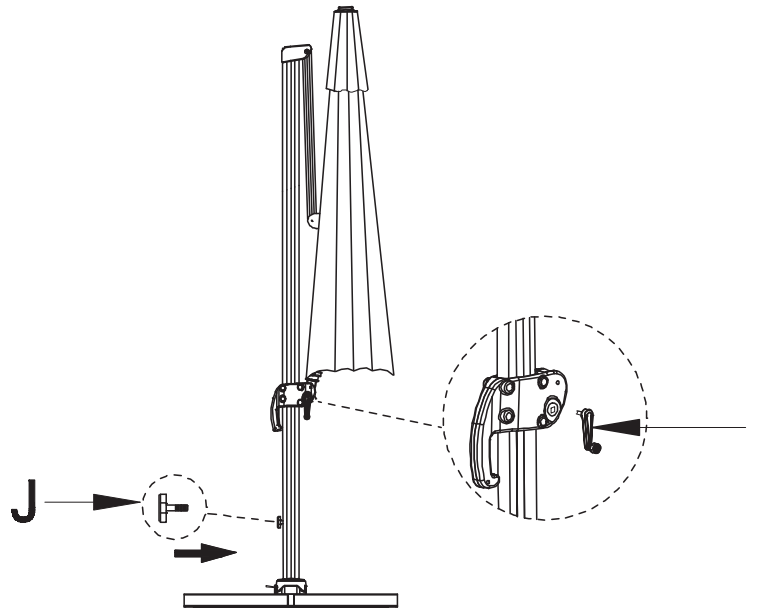
### STEP 3



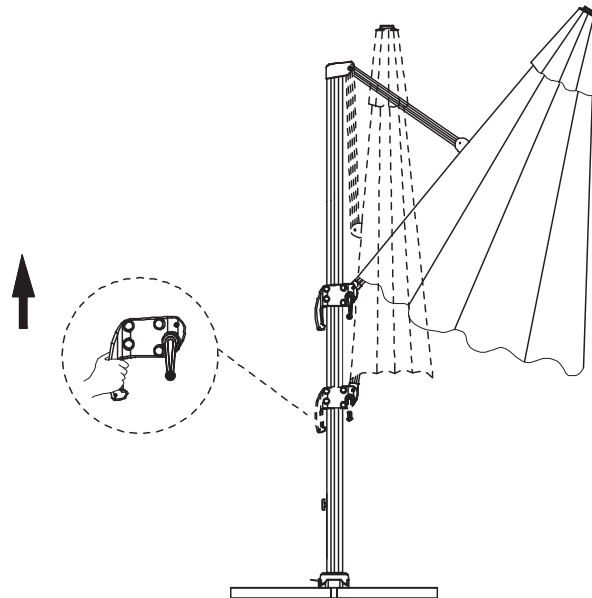
This product comes with only one cross base and includes no counterweights. It is recommended to use four counterweights each weighing over 25 kilograms to ensure safe usage.



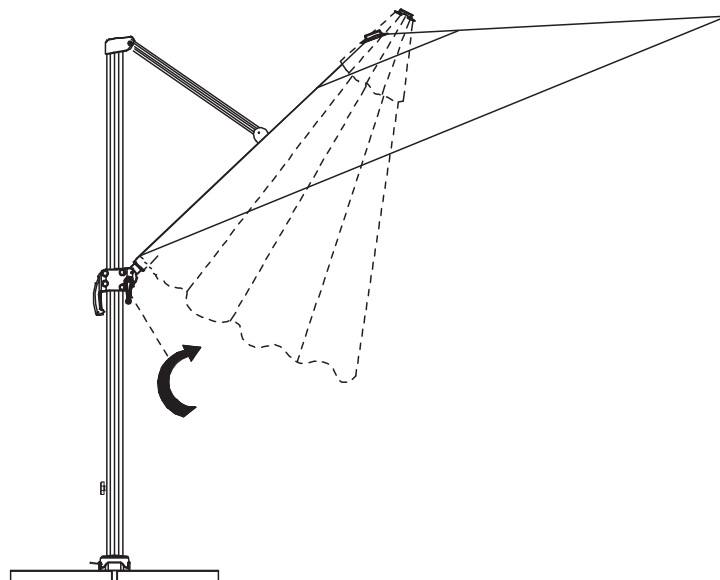
# STEP 4



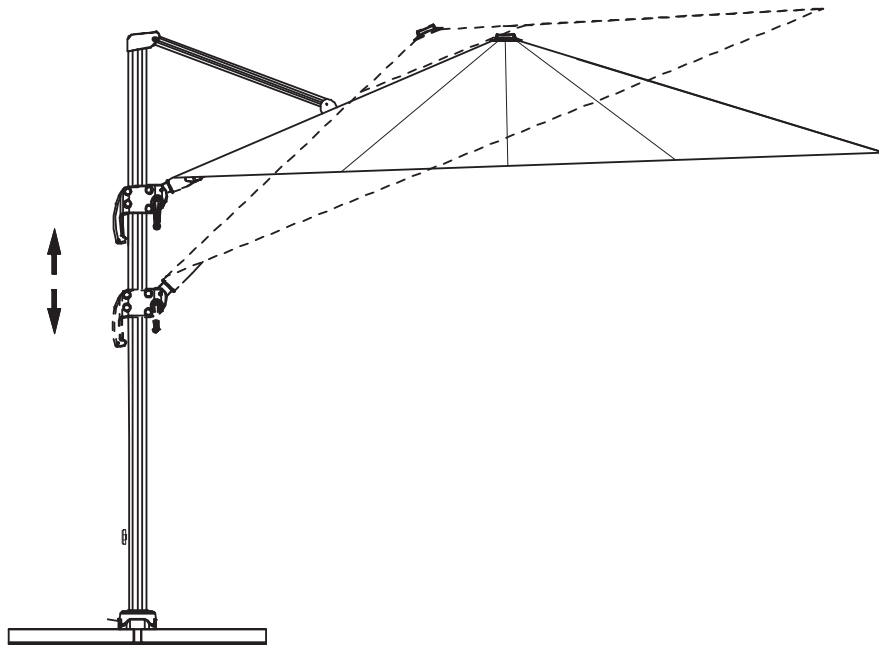
# STEP 5



# STEP 6



STEP 7



STEP 8

