

## Parts and Damage Replacement Procedure

1. Please inspect your purchase immediately.
2. This procedure covers product purchased from an authorized Reseller and was received in its originally sealed carton.

**A COPY OF YOUR PURCHASE RECEIPT OR INVOICE MUST BE ATTACHED TO THIS ORDER FORM.  
NO ORDERS WILL BE PROCESSED WITHOUT PROOF OF PURCHASE.**

NAME: \_\_\_\_\_

ADDRESS: \_\_\_\_\_ (No Post Office Boxes)

CITY: \_\_\_\_\_ STATE: \_\_\_\_\_ ZIP: \_\_\_\_\_

PHONE: \_\_\_\_\_ FAX: \_\_\_\_\_

EMAIL: \_\_\_\_\_







### **REASON FOR REPLACEMENT/PLEASE CHECK APPROPRIATE BOX.**

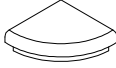
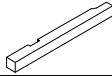
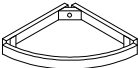

- ☐ Damaged /scratched, cracked, broken, crushed, etc.
- ☐ Mechanical malfunction/ drawer glides, swivel mechanisms, lid stays, etc.
- ☐ Missing pieces
- ☐ Unfinished surface
- ☐ Wrong color
- ☐ Other

IF MORE THAN ONE MODEL NUMBER IS LISTED ABOVE, PLEASE SPECIFY THE EXACT MODEL NUMBER OF YOUR ITEM IN THE SPACE PROVIDED BELOW.

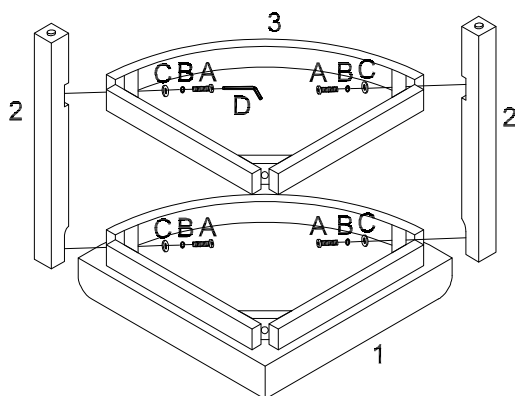
Model Number	Part Letter Code	Quantity

# ASSEMBLY INSTRUCTION

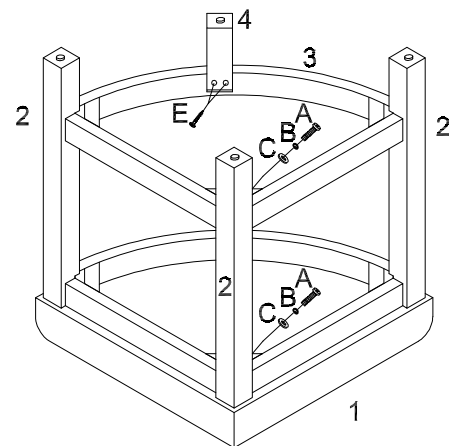
PRODUCTS LIST		
NO.	PART	Q'TY
A	 Ø1/4"*2"	6PCS
B	 Ø1/4"	6PCS
C	 Ø1/4"*16mm	6PCS
D	 Ø1/4"	1PC
E	 1"	2PCS
F		3PCS

PRODUCTS LIST		
NO.	PART	Q'TY
1	 SEAT	1PC
2	 LEG	3PCS
3	 UNDER	1PC
4	 FOOT	1PC

## STEP 1



## STEP 2



## STEP 3

