


SIMPLIHOME®

Morrison / Brixley / Ryleigh

Arm Chair

Model # AXCACHMOR-SIE



SIMPLIHOME®

Great quality is a right.

Thank you for shopping with Simpli Home,
America's top brand for high-value furniture.




It's time to register your product warranty.

It's quick and easy. And you'll be happy you did.



- ✓ Activate your **1-year** warranty
- ✓ Automatic entry to win a **\$500** gift certificate
- ✓ Earn instant rewards and **save**



simpli-home.com/product-registration

SIMPLIHOME®

Review your product and collect rewards!

Thank you for your purchase! We hope you enjoy it. We'd love your feedback. Please share a review and get instant rewards!



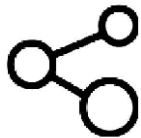
simpli-home.com/product-review



Share photos and get your cash back!



Send us images or share them on social and qualify for instant rewards. You may even receive store credit on your entire purchase!



simpli-home.com/share-images

SIMPLIHOME®

For Fastest Customer Service:



1. Open your phone's camera.
2. Point your phone's camera at the QR code to scan.
3. Click on the pop up.
4. You'll be taken to our customer service page.
5. Fill the form with your order information and issue.
6. Submit form.
7. A customer service associate will contact you.

Other ways to contact us...



Email Us

customerservice@simpli-home.com



Visit Us

Visit our site directly at
www.simpli-home.com



Call Us

1-866-518-0120
Monday to Friday
9am to 5pm EST

***If you've purchased from a retailer and you wish to return the product, please contact the retailer directly.**

IMPORTANT : Please read this manual carefully before beginning assembly of this product. Keep this manual for future reference.

Safety Information

This furniture is designed for indoor use.

Identify all the parts and hardware. Do not discard of the packaging until you have checked that you have all the parts and hardware required. Hardware package may have spare parts.

WARNING: This item contains small parts which can be swallowed by children and pets. Keep children and pets away during assembly. To avoid danger of suffocation, always keep plastic bags away from children and pets.

We recommend that you assemble this unit on a carpeted floor to avoid scratches. If using power tools, set the tool to low torque to avoid damage.

May require 2 people for ease of assembly.

Care & Maintenance

Wipe regularly with a clean damp, soft cloth.

Do not place in direct sunlight as it may fade.

Do not apply heat to full-grain leather if it gets wet because it could lead to cracking.

Always let full-grain leather air dry at room temperature.

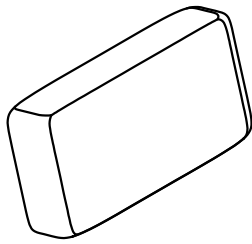
To prevent over-drying, apply leather conditioner every 3 to 6 months.

Professional cleaning advised for more persistent stains.

Do not use any cleaners with corrosive ingredients (lye, acids or ammonia).

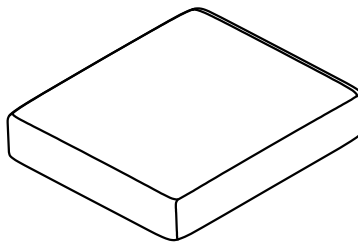
Part Description

A



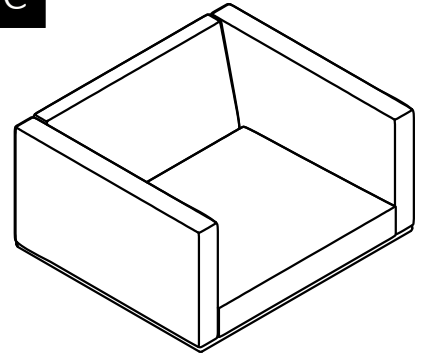
BACK CUSHION
QTY 1

B



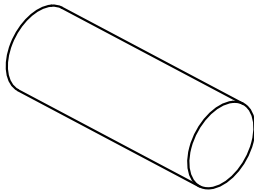
SEAT CUSHION
QTY 1

C



CHAIR SEAT
QTY 1

D



BOLSTER PILLOW
QTY 2

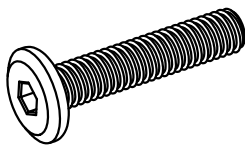
E



LEG
QTY 4

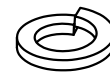
Hardware Description

1



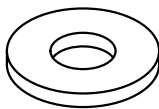
ALLEN KEY BOLT
M6 X 25 mm
QTY 16

2



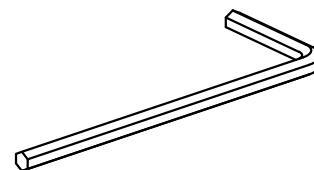
LOCK WASHER
Ø10 / Ø6 X 2 mm
QTY 16

3



WASHER
Ø16 / Ø6 X 1 mm
QTY 16

4



ALLEN KEY
QTY 1

