STEP 1: LAY OUT MATERIALS

A



Gate Arch (1)

B

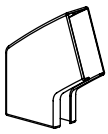

Gate Arch Top Bracket (2)

C

Vertical Stile (2)
1½" x 3½" x 58¼"

D

Privacy Board 1 (1)
½" x 12" x 66"

E

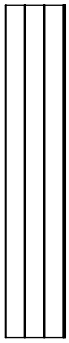

Privacy Board 2 (1)
½" x 12" x 66"

F



Privacy Board 3 (1)
½" x 12" x 66"

G

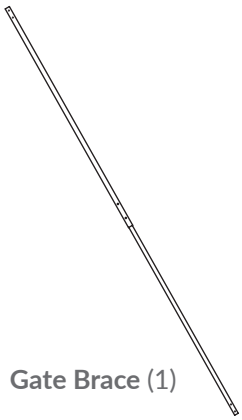

Gate Brace (1)

H

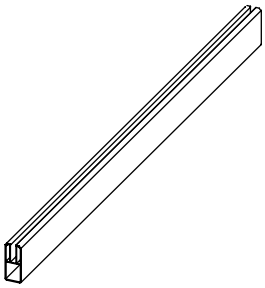

Bottom Rail (1)
½" x 3½" x 47¾"

I

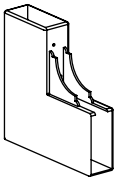

Corner Bracket (2)

J

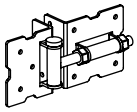

Gate Hinge w/ Fasteners (1)

K

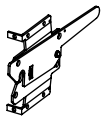

Latch Catch w/ Fasteners (1)

L

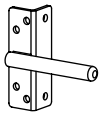

Latch Finger w/ Fasteners (1)

M

1" Self-Drilling Stainless Steel Screw (1)

N

Tube of Glue (1)