
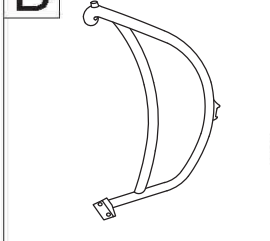
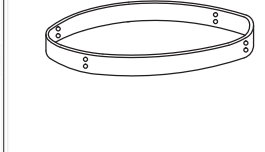




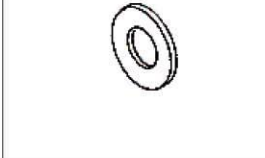

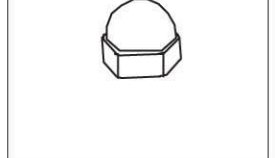

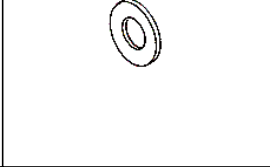
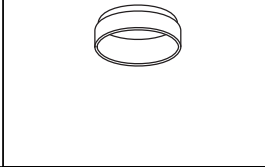
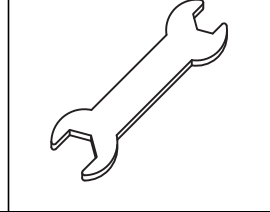
42" CAST ALUM. DINING TABLE











PARTS LIST

<p>A</p> 	<p>B</p> 	<p>C</p> 
<p>Top 1 PC</p>	<p>Leg 4 PCS</p>	<p>Stretcher 1 PC</p>

HARDWARE LIST

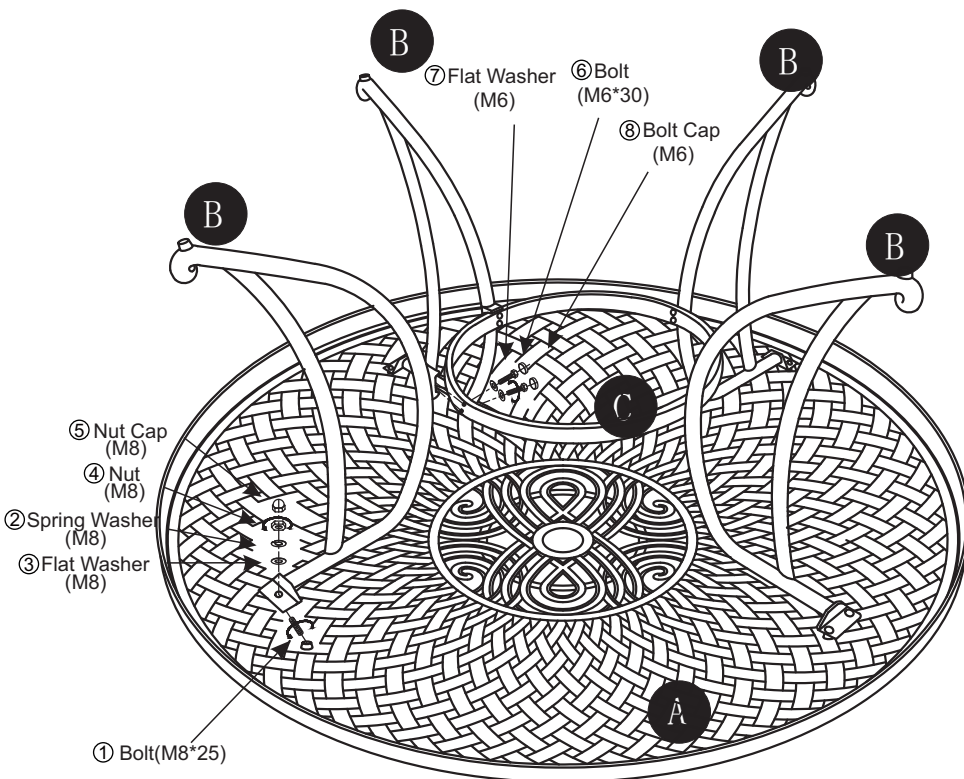
<p>1</p> 	<p>2</p> 	<p>3</p> 	<p>4</p> 	<p>5</p> 
<p>Cylinder Bolt (M8*25) 4 PCS</p>	<p>Spring Washer (M8) 4 PCS</p>	<p>Flat Washer (M8) 4 PCS</p>	<p>Nut (M8) 4 PCS</p>	<p>Nut Cap (M8) 4 PCS</p>
<p>6</p> 	<p>7</p> 	<p>8</p> 	<p>9</p> 	
<p>Bolt (M6*30) 8 PCS</p>	<p>Flat washer (M6) 8 PCS</p>	<p>Bolt cap (M6) 8 PCS</p>	<p>Wrench (M6) 1 PC</p>	

- | | | |
|----------------------|---|-----|
| ① Bolt (M8*25) |  | x 4 |
| ② Spring Washer (M8) |  | x 4 |
| ③ Flat Washer (M8) |  | x 4 |
| ④ Nut (M8) |  | x 4 |
| ⑤ Nut Cap (M8) |  | x 4 |
| ⑥ Bolt (M6*30) |  | x 8 |
| ⑦ Flat Washer (M6) |  | x 8 |
| ⑧ Bolt Cap (M6) |  | x 8 |

Step 1: Place Top (A) upside down on a soft cloth.

Insert all Cylinder Bolts (Part #1) into the pre-drilled holes of Top (A).

Step 2: Attach two adjacent Legs (B) to Top (A) by inserting the Cylinder Bolts (Part #1) through the holes in the ends of the Legs (B). Now secure the Legs (B) using Flat Washers (Part #3), Spring Washers (Part #2) & Nuts (Part #4).
Note - -Tighten Nuts only half way using wrench (#9) .



Step 3: Attach Stretcher (C) to attached Legs (B) using Flat Washers (Part #7), and Bolts (Part #6) as shown. Note - Tighten Nuts only half way with wrench (#9). Now attach the other two Legs (B) to Top (A) & Stretcher (C) using the same method as the first two legs. Tighten all bolts completely with wrench (#9).

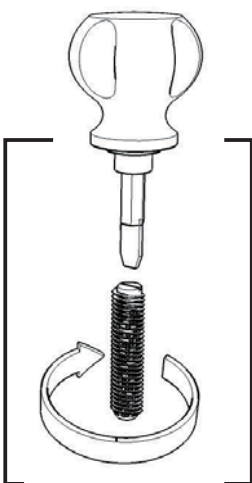


Figure 1

Flathead screw driver(not included)

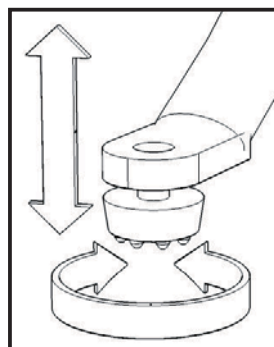


Figure 2

Step 4: Cover all Nuts and bolts with Nut Caps (Part #5) & Bolt Caps (Part #8). Turn the table over into the upright position in your congratulations! You are finished.