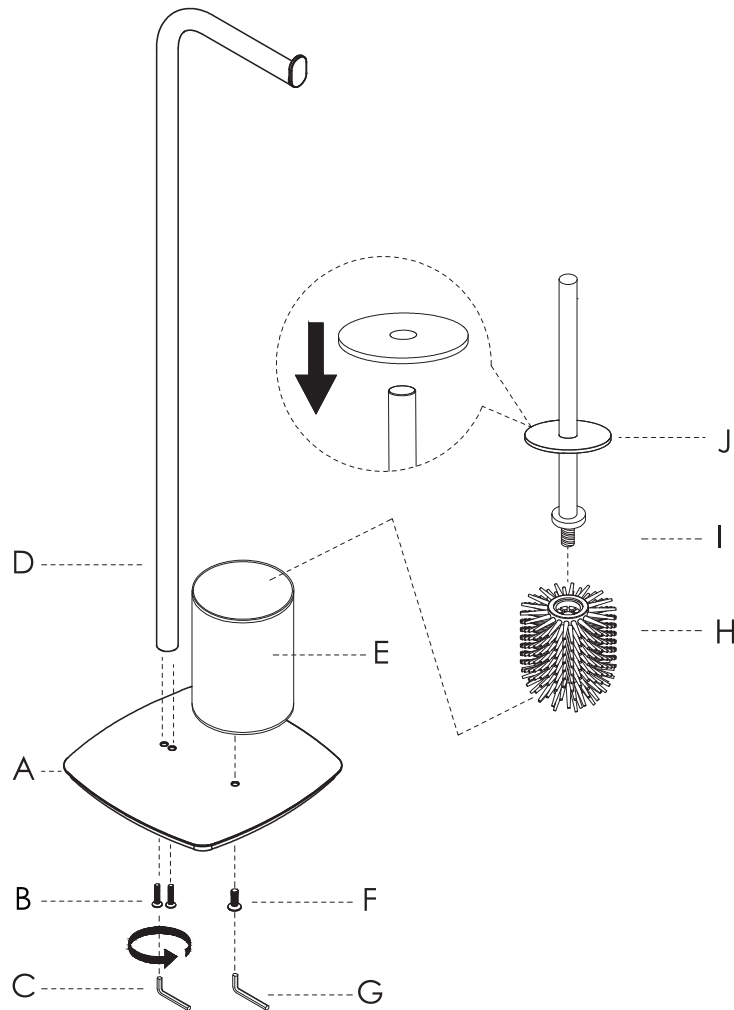








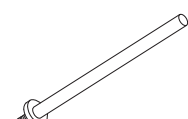



DE Montageanleitung  
 GB Assembly Instructions  
 FR Instructions de montage  
 ES Instrucciones de montaje  
 IT Istruzioni per il montaggio  
 NL Montage-instructie

PT Instruções de montagem  
 DK Montagevejledning  
 SE Monteringsanvisning  
 PL Instrukcja montażu  
 GR Οδηγία μοντάζ  
 CZ Návod k montáži

SI Navodilo za montažo  
 SK Návod na montáž  
 HU Szerelési útmutató  
 RU Инструкция по монтажу  
 TR Montaj kılavuzu



|                                                                                                         |                                                                                                            |                                                                                                          |                                                                                                           |
|---------------------------------------------------------------------------------------------------------|------------------------------------------------------------------------------------------------------------|----------------------------------------------------------------------------------------------------------|-----------------------------------------------------------------------------------------------------------|
| <p>A</p>  <p>x 1</p> | <p>B</p>  <p>M5 x 2</p> | <p>C</p>  <p>x 1</p> | <p>D</p>  <p>x 1</p> |
| <p>E</p>  <p>x 1</p> | <p>F</p>  <p>M6 x 1</p> | <p>G</p>  <p>x 1</p> | <p>H</p>  <p>x 1</p> |
| <p>I</p>  <p>x 1</p> | <p>J</p>  <p>x 1</p>    |                                                                                                          |                                                                                                           |