





INSTRUCTION MANUAL



PRODUCT PARTS

PARTS	
	 8 PCS
	 8 PCS
	 2 PCS

CARE GUIDE :

- While assembling the product, tighten the bolts up to 50%. Once all parts are in place, only then fully tighten the bolts.
- Clean regularly with a soft and dry cloth.
- To protect inish, avoid use of abrasive cleaners.
- Wipe up spills immediately. Please!

Assembly Instructions



Minimal &
Sleek Design



Keyhole Mounting

(3)

