

XP1814

PRO Triangle LED Worklight






Not Included



Features

- Rugged design
- Swivel area light
- Protective rubberized armor
- Collapsible hook
- Magnetic base
- Auto shutoff when closed
- IPX4 waterproof rating

ANSI/PLATO FL1 STANDARD

			
MODES	LUMENS	RUN TIME	BEAM DISTANCE
High	1300 lm	12h	62m
Low	460 lm	40h	35m

Operation Instructions

On/Off: With the head in the open position, push and release the button on the side of work light to turn it on and off.



Work light will automatically turn off when the head is swiveled to the closed position.



Cycle Modes: With the head in the open position, push button on side of light repeatedly to cycle through modes (High/Low).

Battery Replacement

The XP1814 uses 6 C batteries (not included). To replace the batteries, first locate the battery access door on the side of the light (opposite of the on/off button). Press lightly on the access door and slide it down towards the direction of the "open" arrow, then lift the door to open it. Remove existing batteries and insert new batteries according to the (+/-) symbols on the tubes (batteries will stick out of the opening slightly). For best results we recommend using brand new alkaline batteries that are the same voltage and brand. Close the access door by swinging the door back down, then slide the door up towards the "close" arrow until it clicks into place.



If you know it will be a while between uses, we suggest removing the batteries from the work light and storing it in a dry, protected place.

Product Warranty

The XP1814 has a Limited 90-Day Warranty Against Manufacturer's Defects from time of purchase.

For warranty claims please contact us by calling 801-553-8886 or sending an email to info@simpleproducts.com