

# Dancing Mirror

## Installation Instructions

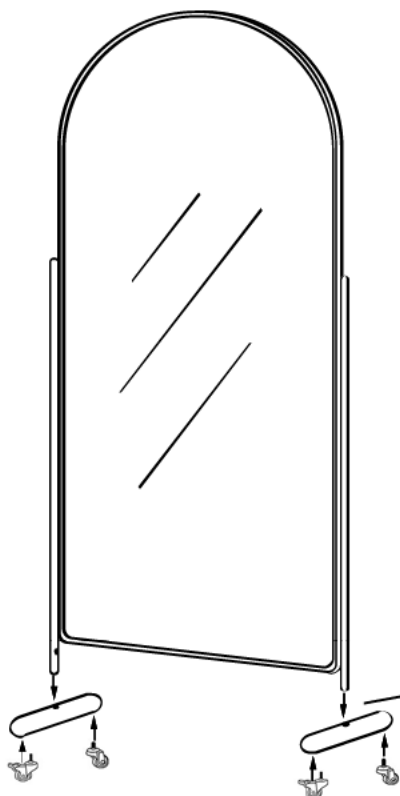
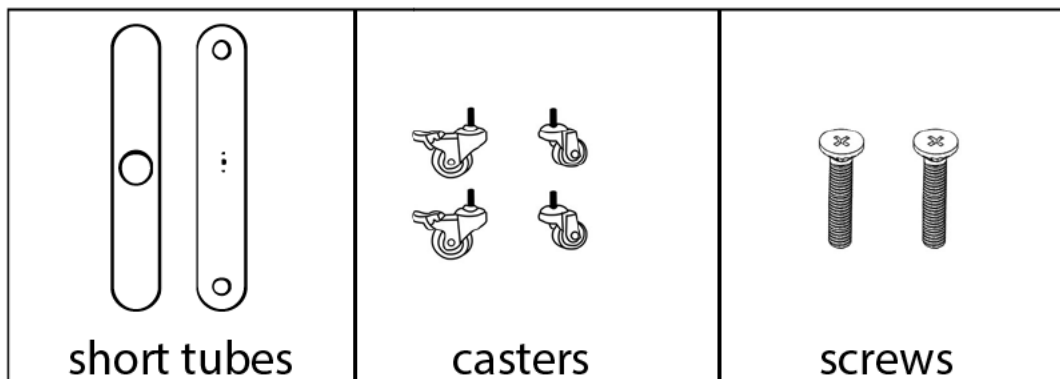
Thank you for your purchase. This instruction is aimed to help you finish the installation.

### Installation

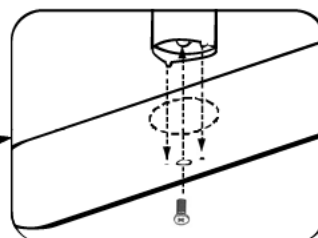
The product need to be installed before use. Below are the necessary accessories with it.

---

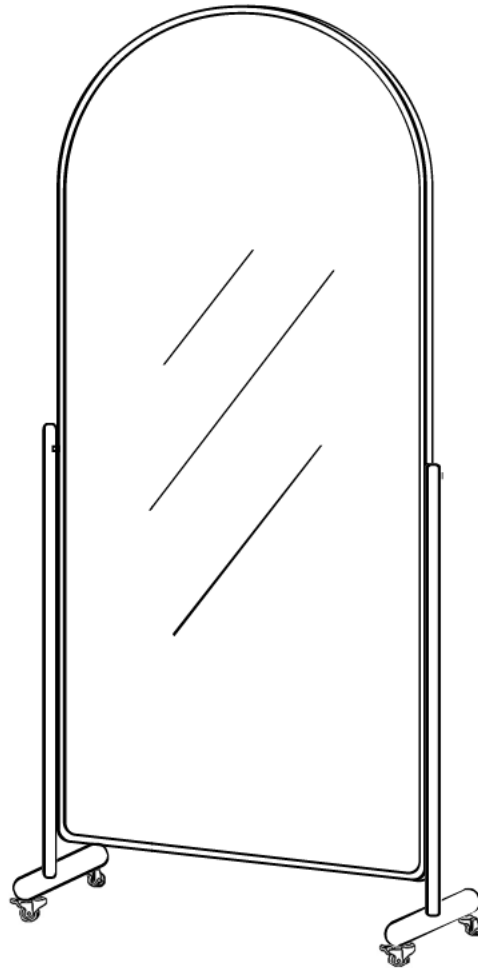
#### installation accessories



Point the holes on short tubes at the supporting rods. Use screws to tighten joint parts.



Install four casters at the bottom of short tubes. If you want to move the mirror, unbutton all snap of casters , otherwise lock them all to fix casters.



Note: This product contains fragile glass. Do not knock or squeeze it.

**DISCLAIMER:** Glass products are fragile, which may hurt any user. Please keep your children away during installation. Before use, you are informed that our company won't take any responsibility for any damage in the use.