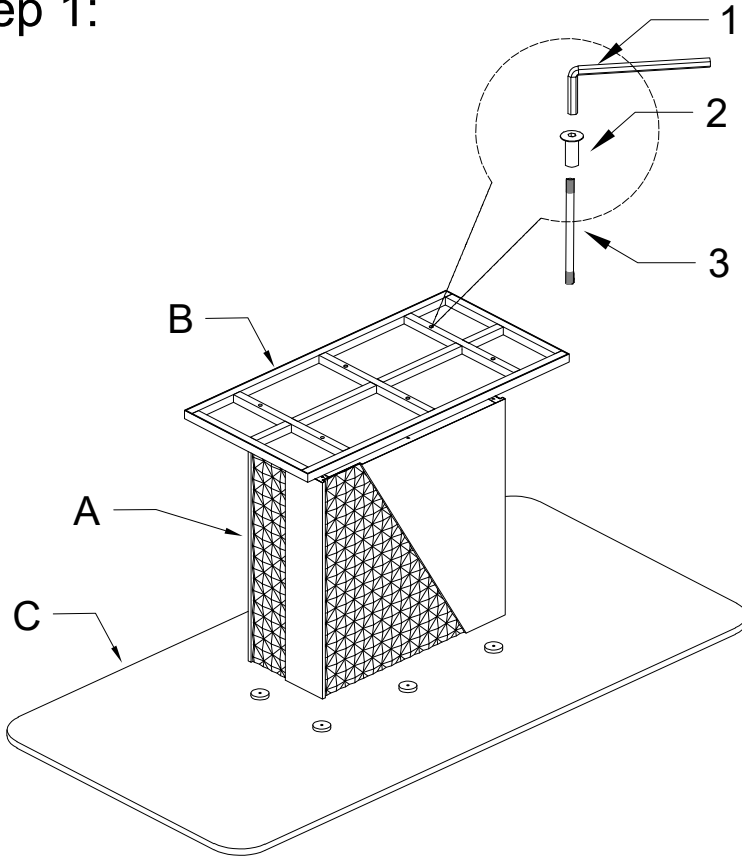


ASSEMBLY INSTRUCTION




Model:Dining table

Thank you for purchasing this quality product,be sure to check all the packing materials carefully. When you received,please pay attention to the products,which may cause deformed during the shipment.




step 1:



PART LIST

NO.	Designation	Quantity	Diagram
A	Stainless steel pillar	1	
B	Chassis	1	
C	Table top	1	

HARDWARE LIST

NO.	Designation	Quantity	Size	Diagram
1	Allen key	1	M5	
2	Nut	6	M8	
3	Screw	6	M8*730	

step 2:

