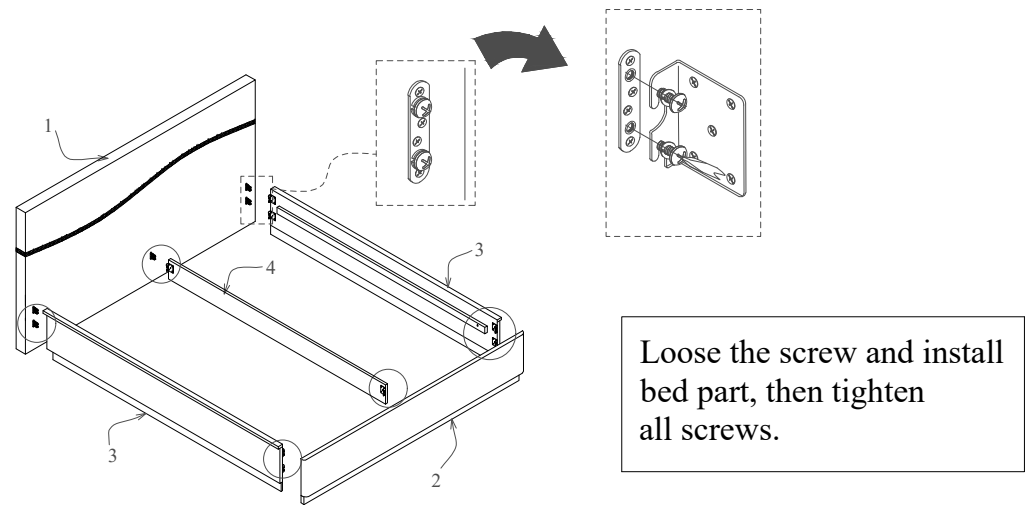

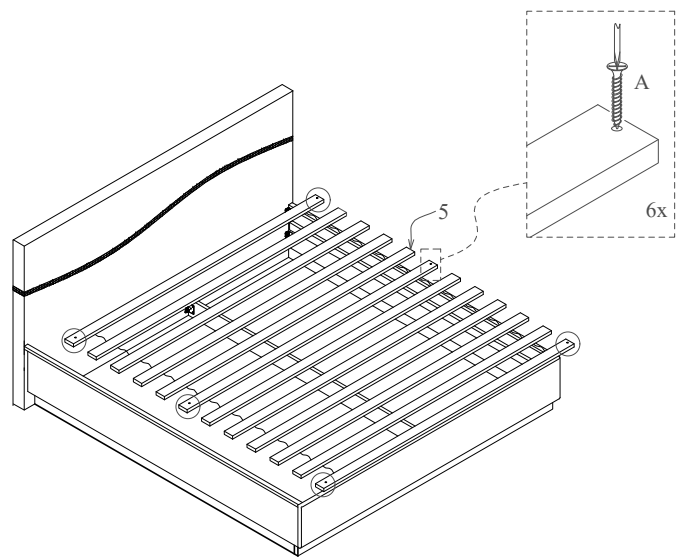


STEP 1



STEP 2



PART LIST

No	DECRPTION	SKETCH	QTY
1	Headboard		1pc
2	Footboard		1pc
3	Side Rail		2pcs
4	Center Rail		1pc
5	Slat		1set

HARDWARE LIST

No	DECRPTION	SKETCH	QTY
A	TRUSS HD C/B M4 x 32mm		6pcs
B	JCBC Screw M6 x 15mm		20pcs
C	Spring Washer M8		20pcs
D	Plat		10pcs
E	Phillips screwdriver required		

Remarks :

Hardware is pre installed on the headboard,  
footboard, side rail and center rail.