

Portable Steam Sauna

- Please read the instruction manual carefully before use and keep it in a safe place for reference.
- Due to the continuous improvement of our products, if there is any change, please refer to the actual product without notice.

Returning Policy :

If the item needs to be returned, please contact our Customer Service Team.

We will provide a prepaid returning label.

NOTE: We are not responsible for any costs incurred if the buyer returns the item themselves.



Safety Instructions



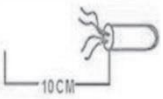
Please keep the product in balance when using it. To prevent fire hazard, avoid placing the steamer near flammable materials



Pregnant women and people having high blood pressure and heart disease should not use this product. Please wait at least 30 minutes after eating before using this product. Do not use this product in time of great hunger for your safety.




Don't put animals or plants into the sauna room.



When using the product, stay at least 10cm away from the steam pores. Don't touch the steam pores with bare hand.



Don not use the product in humid environment or immerse it into water.



The water filled in the steamer should not reach over the max water line in case of malfunction.




User should drink 200 – 300 ml water or tea before using the product. Please prepare a towel for wiping sweat. Take a break after a certain period of using. Don't use the product consecutively over 20 minutes in one time.



Old people should be accompanied by their families when using the product.

Safety Instructions



The steamer will power off automatically when the water inside dries up. It will restart 20 minutes later. If it doesn't restart, please contact supplier. Never turn on the steamer without water added.



Don't forget to disconnect the power after use and wipe it clean with a damp cloth after 15 minutes of cooling down. Don't clean the product with water directly.



The sauna room and steamer must be placed at a flat surface. If the steamer doesn't work, don't open the lid immediately. Disconnect the power and let it thoroughly cool down first.



Always keep the product clean and in good condition as it would make its service life longer.



Keep the product out of reach of children.



Flammable, toxic, corrosive or other harmful liquid must not be put into the steamer as it might cause bodily injuries or property damage.




The steamer should be only used with the sauna room. It should not be used for other heating purposes. Don't repair or modify the product by yourself as it will invalidate the warranty.



Milk should not be put into the steamer. If you want to use herb or flowers, remember to use a gauze bag to wrap them in advance.

Product Introduction:

The inner container of this product is made of 304 stainless steel, and adopts new explosion-proof exhaust structure and multiple protection devices, which ensures safety and security. This product is designed with infrared remote control, regular fumigation and steam adjustment functions, which is convenient and quick.



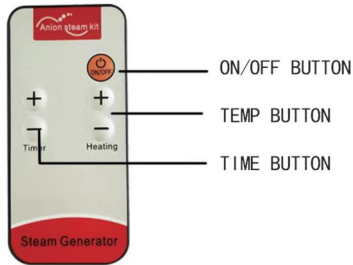
When the power supply is switched on, press the startup key to start the work



The display screen shows gear P15



The display time is 45 minutes



Product parameters:

Model: TY-XZ07-3.0L

Rated Voltage: 110V


Power Rating: 1200W

Rated Frequency: 50/60Hz



Indoor power supply must be equipped with leakage protection devices, using qualified power outlets, load capacity of 15A or more.

Installation and use:



Add the corresponding joint in the middle of the steel pipe as shown in the picture.



1

Install the bottom first



2

Then install the top half



3

Zip up the side



4

Put a mat in the bottom



5

There are mounting holes at the arrow positions, screw on the fittings and connect the vapour pipe to the fumigator



6

Connecting the inside vapour pipe and outlet box



7

Placement of stools



8

Open the lid and add clean water. The water level shall be more than MAX away from the side



9

The lid snaps into the slot and is locked in place by turning clockwise



10

Turn on the power and press the on/off button to start



11

Press the temperature adjustment button to adjust the temperature P1-P15, P15 maximum temperature



12

Press the time adjustment button to adjust the time, the setting range is 1-99 minutes, the recommended working time is 45 minutes.

After setting the required temperature and time, lock the zipper and wait for the temperature to rise before entering the use.

Precautions:

1. When the instrument water boiling dry can automatically power off protection, need to wait for natural cooling to restore, refill the water can be used. If more than 60 minutes can not be reset, please contact our company or distributor.
2. After use, please unplug the power supply and wait for the machine to cool down before cleaning. The shell does not allow direct rinsing with water, please use a wet cloth to wipe, to avoid the machine moisture caused by failure and service life.
3. It is forbidden to add any flammable, toxic, harmful, corrosive and expanding liquid and other substances into the machine to avoid personal injury or machine damage.
4. fumigation box and the machine on the same plane of a more stable, do not open the lid or pull the steam pipe when the machine is working, Avoid high temperature burns, please turn off the machine first to cool down before opening the lid.
5. The machine is designed for sauna box supporting the design, never allow the use of other heaters, Please do not disassemble and repair or modify the main body of the fumigator by yourself.
6. Please wait for the machine to cool down and clean the inner liner after use, so as not to cause dirt and scale inside the machine, Reduce or damage the heating function of the machine, reducing the service life of the machine.
7. It is forbidden to pour milk directly into the machine when using the milk bath, it can be applied to the body for use. The fumigation package is not recommended to be put directly into the machine, but can be put in the medicine box to avoid the failure of the main machine.
8. It is prohibited to use this product in unbalanced places or near flammable materials to prevent fire.
9. It is strictly prohibited to use in the bathroom and the room with high humidity.
10. Forbidden to use in severe physical failure, acute severe water loss, high fever, massive blood loss, severe hypertension and heart disease, septic ulcers, late pregnancy and habitual abortion, Not suitable for use within 30 minutes after meals or for those who are excessively hungry.
11. It is forbidden to add too much water beyond the maximum water level mark to avoid overflow and machine failure.
12. Do not put animals or plants into the equipment for fumigation.
13. Before and after each use, please hydrate appropriately and prepare a dry towel to wipe off sweat. After fumigation, please take a short break before showering. First-time fumigators should not exceed 20 minutes.
14. When using, the distance between each part of the body and each steam outlet and high temperature part in the equipment should be greater than 40cm to avoid scalding. It is forbidden to touch the steam outlet hole and high temperature part with hands or feet.
15. The elderly and children should be used under the guidance of adult family members, and the equipment should be placed in a place not easily accessible to children.

After Sales Warranty:

The warranty period of this product is 12 months from the date of initial purchase. Please contact the after sales service department through the contact information listed in this user guide

We can only provide after sales service for products that are sold by authorized retailers and distributors. If you have purchased your unit from a different place, please contact your seller for return and warranty issues.


If the repair was caused by the following situations, you will be charged for material replacement only.

- a. Improper use and operations.
- b. Operating device without complying on required working voltage.
- c. Reassemble after the supplier's installation.
- d. Damaged by nature ,disaster or fire



Note: Children are not recommended to use!
This product is not a medical device!

If you have any questions or concerns,
please email us at



Made in China

