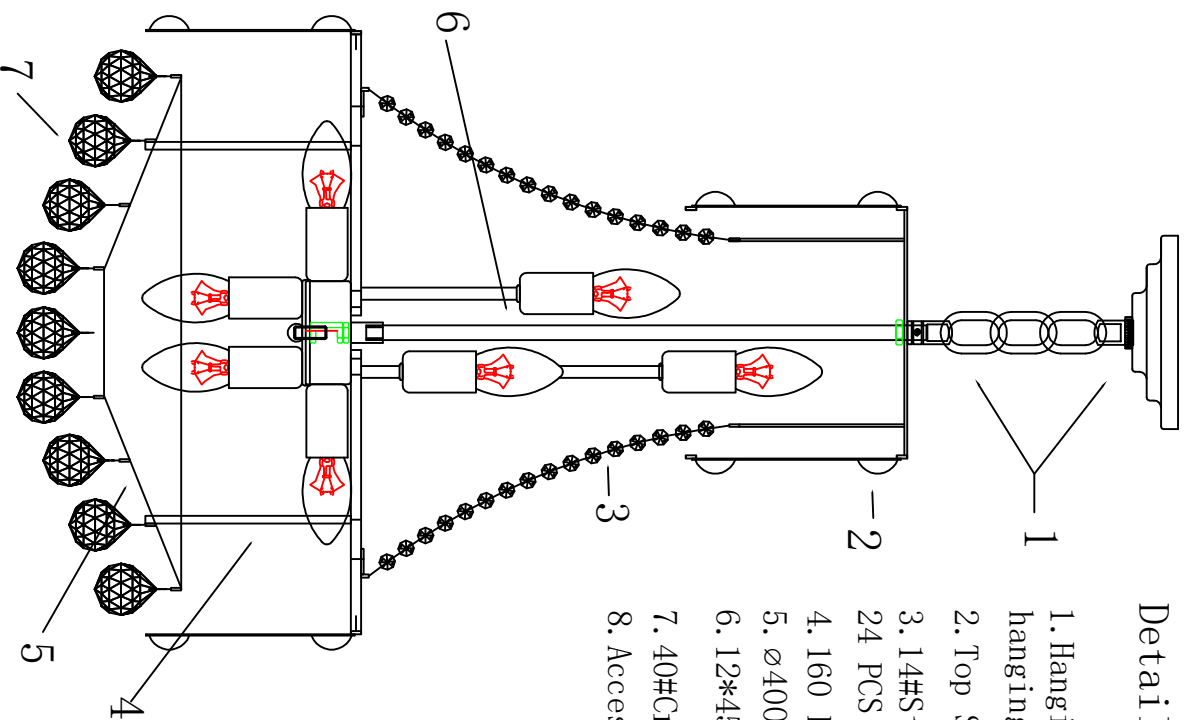


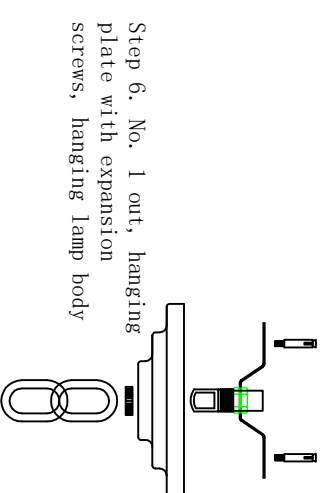
# ø500\*H700chandelier 9lights

## Details of accessories

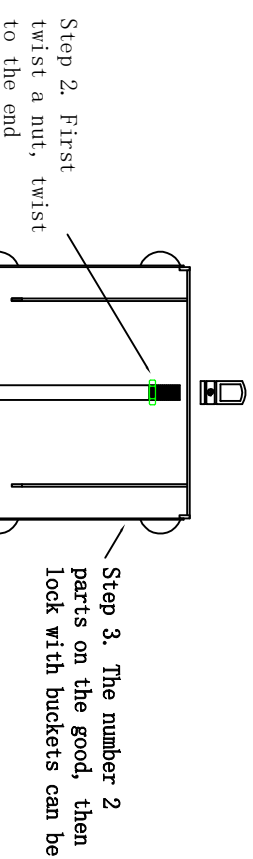
1. Hanging chain hanging clock hanging plate set
2. Top Shelf 1PCS
3. 14#Star anise beads\*16Beads 24 PCS
4. 160 Fang Zhi 3PCS
5. ø400 Flat iron ring frame 1PCS
6. 12\*450Water pipes 1pcs
7. 40#Crystal Ball 61+1
8. Accessories package



## Shelf installation procedure

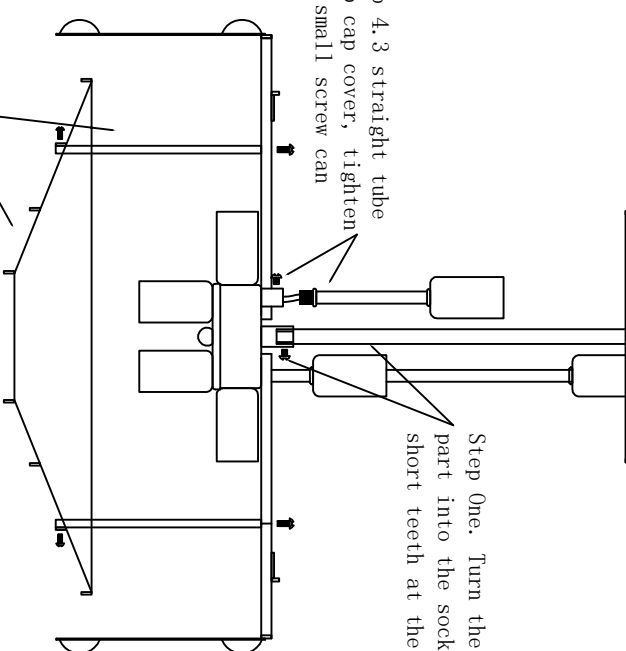


Step 6. No. 1 out, hanging plate with expansion screws, hanging lamp body



Step 2. First twist a nut, twist to the end

Step 3. The number 2 parts on the good, then lock with buckets can be



Step One. Turn the number 6 part into the socket (note the short teeth at the bottom)

Step 4. 3 straight tube lamp cap cover, tighten the small screw can

Step 5. Lock the No. 5 shelf to the lamp body with part No. 4