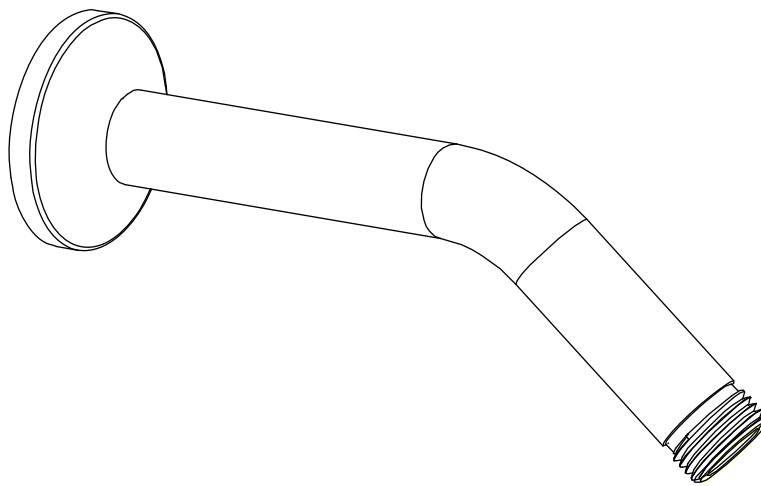


Installation Manual



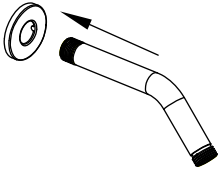
Shower Arm

Applicable Model: L5

INDEX

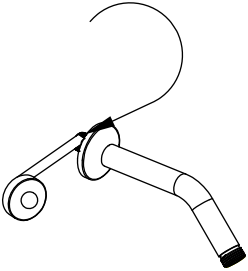
1. Installation Instruction	P01
-----------------------------------	-----

L5 Ceiling Shower Arm Installation

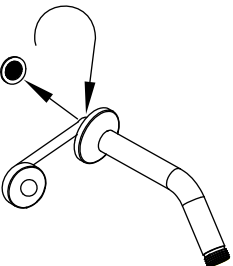


1. Thread the ceiling shower arm into the decorative cover (Note: the long side of the threads is the part that penetrates the wall).

Wrap Teflon Tape



2. Long thread screw in wall.



3. Wrap the side of long thread with waterproof tape.