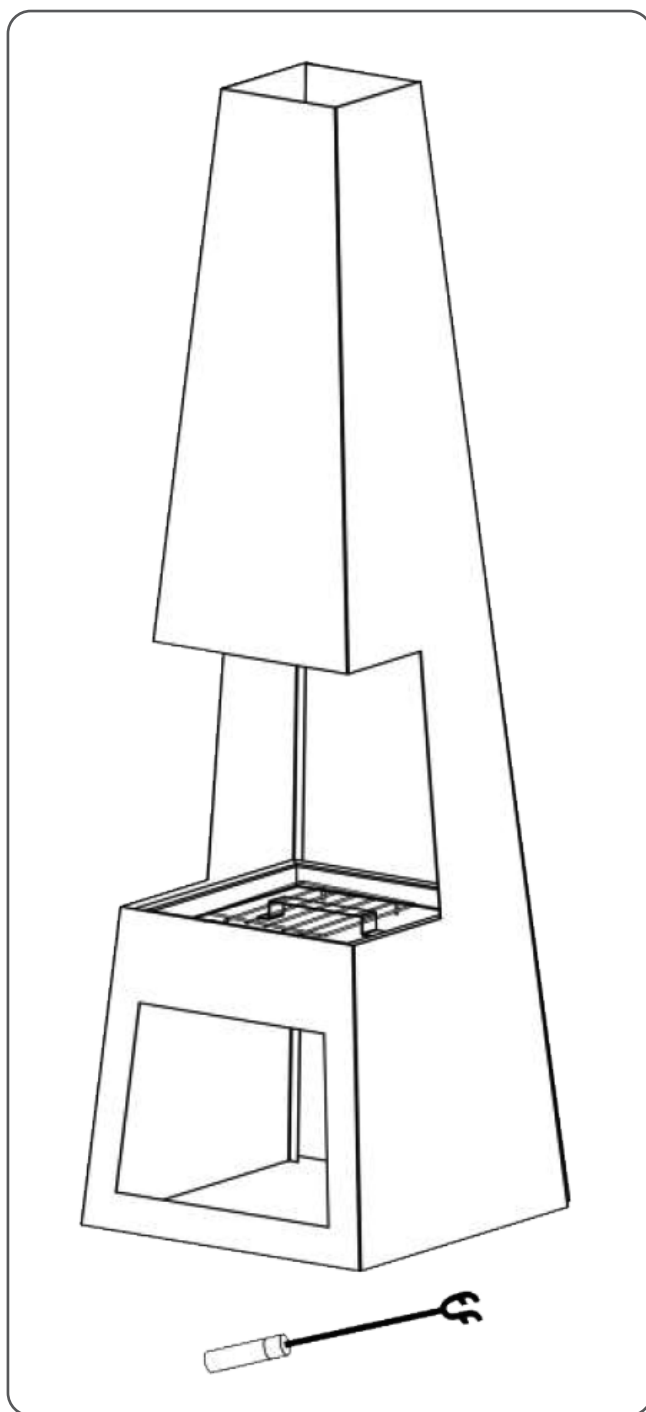


## **Outdoor Chiminea, Fireplace, Fire Pit, Heater with Firewood Storage - Black/Corten Steel**

---



Thank you for purchasing our product. Manufactured to a high standard, this product will, if used according to these instructions, and properly maintained, give you years of trouble free performance.

---

## Important Information

Please read these instructions carefully. Note the safe operational requirements, warnings & cautions. Use the product correctly and with care for the purpose for which it is intended. Failure to do so may cause damage and/or personal injury and will invalidate the warranty. Keep these instructions safe for future use.

**Specification:** Width: 450mm , Height 1500mm.

## About the Product

Stylish chiminea is perfect for relaxing outdoors with family and friends. Suitable for use with untreated wood, logs and charcoal. Product Dimensions (W x H): 450 x 1500mm. This product available black steel or corten steel design to give your garden a rustic aura.



Refer to  
Instruction  
Manual



Wear  
Gloves



Warning:  
Hot  
Surface

## Safety Instructions

- This product is intended **FOR OUTDOOR USE ONLY**.
- **NEVER** leave a burning fire unattended.
- **FIRE HAZARD** – Hot embers may emit while in use.
- **DO NOT** use petrol, white spirit, lighter fluid, alcohol or other similar chemicals to light a fire.
- This product is **ONLY** suitable for use with untreated wood, logs, or charcoal.
- **DO NOT** use this chiminea on decking or any other flammable surfaces such as dry grass, wood chips, leaves or decorative bark.
- Always assess the weather conditions and wind direction, a gusty day can make a fire burn more fiercely, causing it to flare up unexpectedly.
- Ensure that the chiminea is positioned at least 2 metres away from flammable items or wooden walls.
- **DO NOT** handle or move the chiminea whilst alight as it will become hot.
- Keep children and pets at a safe distance from the chiminea when in use.
- This product is **NOT** intended for cooking or heating food.

## Care and use

- Ensure that the chiminea is positioned on a flat, level, heat resistant non-flammable surface away from flammable items.
- Ensure chiminea has a minimum of 2m overhead clearance and has a minimum of 2m clearance from other surrounding items.
- Decide on the location as above. The chiminea is heavy. Always ensure that it is positioned on a level surface and is completely stable before use. It is recommended the unit is not moved once positioned and must not be moved while in use.
- The chiminea surface will age and discolour naturally from first use. This is to be expected.
- If the product has a wood storage compartment, **DO NOT** over fill it in case it catches light.

## Starting a fire

- To start a fire, place a small quantity of kindling wood and rolled newspaper in the unit. Light the paper and allow a flame to build up. Once sufficiently alight add logs or larger pieces of untreated wood to the unit to increase the heat slowly. Alternatively use fire-lighter blocks and add charcoal in the same manner.
- **DO NOT** overload the unit with fuel (untreated wood, logs, charcoal) – if the fire is too intense this could damage the chiminea.
- Always ensure that fuel does **NOT** protrude from the front opening of the chiminea.

## Extinguishing

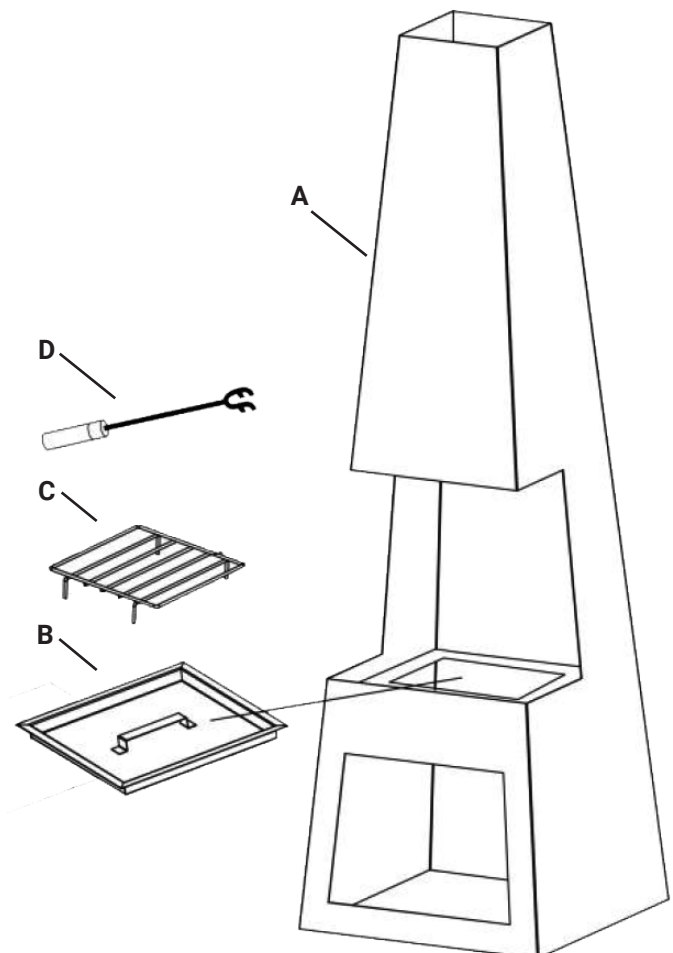
- To extinguish the unit – stop adding fuel and allow the fire in the chiminea to die or douse with sand.
- **DO NOT** use water as this could damage the chiminea.

## Storage

- When not in use, it is recommended to cover the top of the chimney in order to prevent rainwater from entering.
- If using an outdoor cover, only position once the fire has died and the unit is completely cooled.

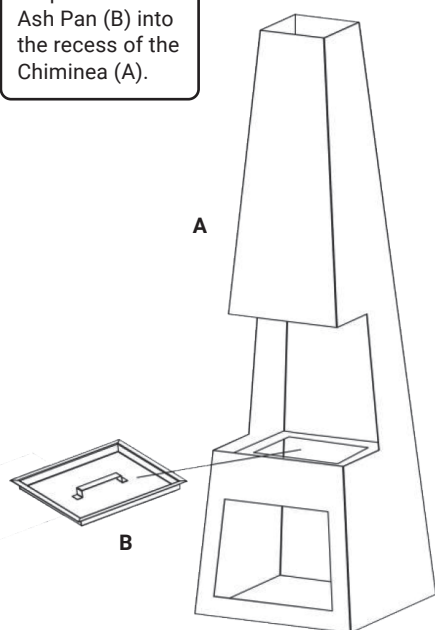
## Contents

No.	Parts	Qty.
A	Chiminea	1
B	Ash Pan	1
C	Wood Grate	1
D	Poker	1

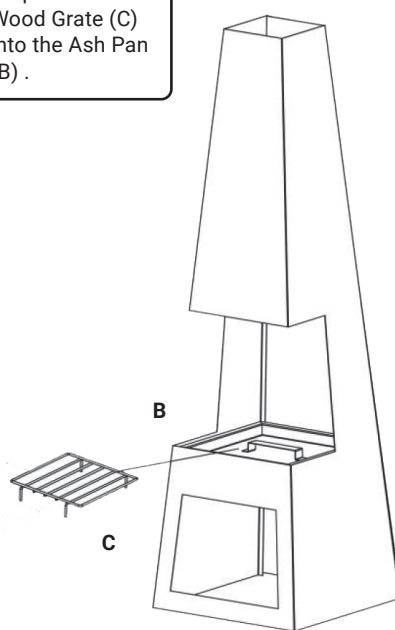


## Assembly

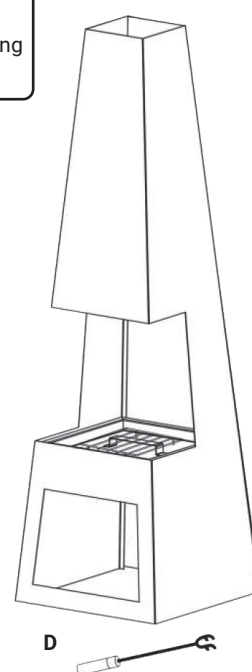
Step 1: Place the Ash Pan (B) into the recess of the Chiminea (A).



Step 2: Set the Wood Grate (C) into the Ash Pan (B).



Use the Poker provided (D) when maintaining the fire.



### Environment Protection and Waste Protection and Electrical Equipment Regulations (WEEE)

Recycle unwanted packaging materials. When this product is no longer required, or has reached the end of its useful life, please dispose of it in an environmentally friendly way. Drain any fluids (if applicable) into approved containers, in accordance with local waste regulations.

It is our policy to continually improve products and we reserve the right to alter data, specifications and parts without prior notice. No liability is accepted for incorrect use of this product. Guarantee is 12 months from purchase date, proof of which is required for any claim.