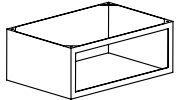
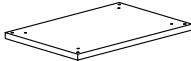
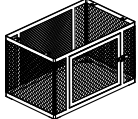







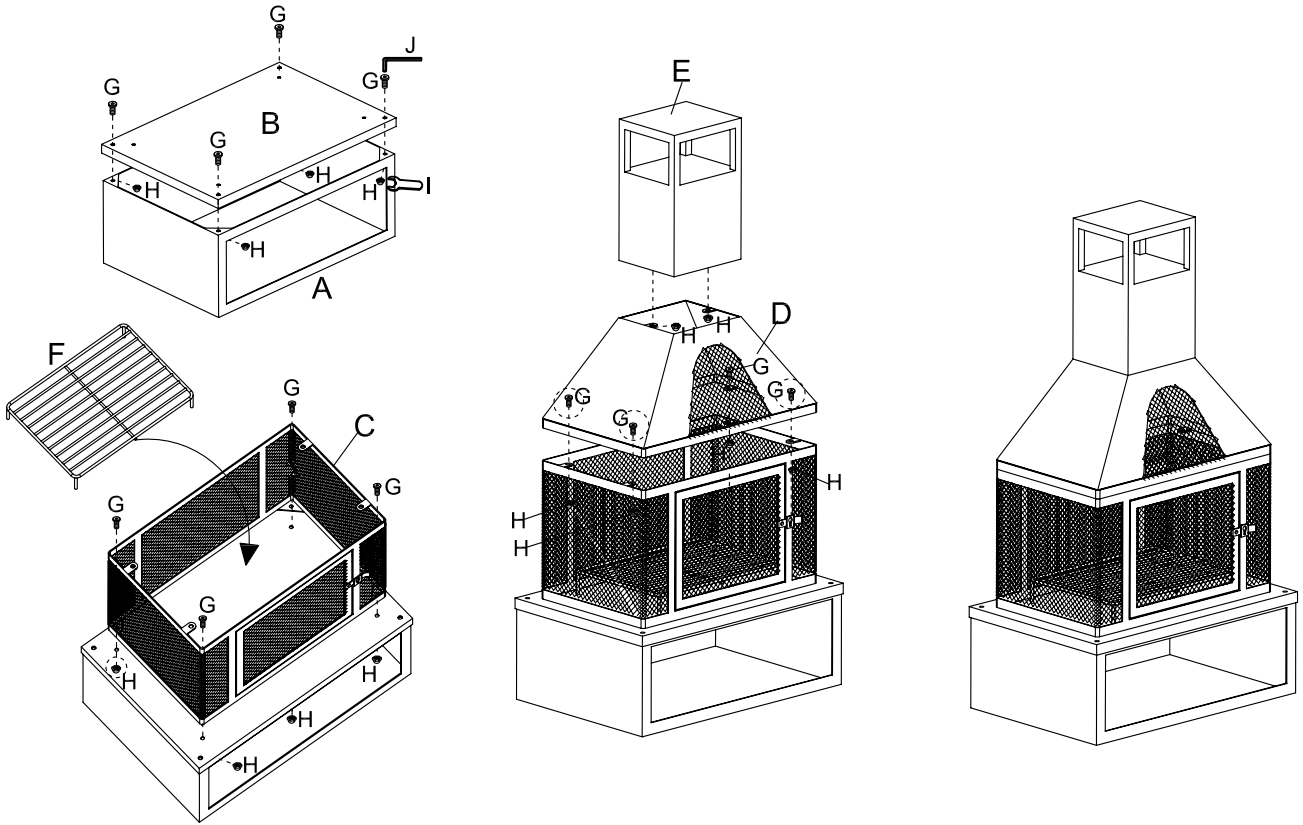


ASSEMBLY INSTRUCTION

*** DO NOT TIGHTEN SCREWS UNTIL COMPLETELY ASSEMBLED***

SKU#:PF02FRISCO

A		1PC	B		1PC
C		1PC	D		1PC
E		1PC	F		1PC
G		12PCS	H		14PCS
I		1PC	J		1PC



Thank you for choosing Prosperity Forest Furniture, if you have any questions, comments or concerns, please feel free to contact us by email: hd@brightfuturehk.com we stand behind our brand and the quality of the items we sell, we will send new parts, or replace products at our discretion within the warranty period, before we can help, you will need to provide proof of purchase with the date of purchase and photos of the defective merchandise, we will use the photos to determine the cause of defect and for future quality control



Prosperity Forest Furniture

 **WARNING**
FOR YOUR SAFETY

1. DO NOT use this fire pit without reading all warnings, cautions and instructions.
2. This item is for outdoor use only, and shall not be used in a building, garage, or any other enclosed area
3. DO NOT use this fire pit for indoor heating, TOXIC carbon monoxide fumes can accumulate and cause asphyxiation or death.
4. This fire pit is NOT for commercial use.
5. This fire pit is not operated by children.
6. This fire pit is not used in or on boats or recreational vehicles.
7. Always use in accordance with all applicable local, state and national codes. Contact your local fire department for details on outdoor burning.
8. The use of alcohol, prescription or non-prescription drugs may impair the customer's ability to properly assemble, or safety operate this fire pit.
9. This fire pit is for use with dry, seasoned hardwood. It will burn hotter, more completely and create less smoke.
10. DO NOT burn charcoal briquet, lump charcoal, manufactured logs, drifted wood, trash, leaves, papers , cardboard , plywood , painted or stained or pressure treated wood . Avoid using softwoods such as pine or cedar that can throw sparks.
11. DO NOT alter this fire pit any manner.
12. DO NOT use in an explosive atmosphere, Keep outdoor area clean and free from combustible materials, gasoline and other flammable liquids.
13. Always empty this fire pit before each use.
14. DO NOT wear flammable or loose clothes when operating this fire.
15. DO NOT use in windy conditions.
16. DO NOT lean over this fire pit tools when adding or moving logs.
17. Keep all electrical cords away from a hot fire pit.
18. All surfaces of this fire pit are hot when in operation. To avoid burns, DO NOT touch fire pit until it has completely cooled unless you are wearing protective gear. Never touch ashes or coals to see if they are hot.
19. DO NOT leave a lit fire pit unattended, especially around children and pets.
20. DO NOT remove ashes or coals until they are completely extinguished.
21. DO NOT use gasoline or other highly volatile fluid to ignite wood.
22. Use safety cover as always when fire pit is lit, Safety cover is designed to minimize floating debris, which may start a fire causing damage to person or property.
23. DO NOT store or use gasoline or other flammable vapors or liquids to put nearby the fire pit when it is in operation, as well as the LP gas cylinder with 10 feet (3.05m) of this fire pit.
24. Do not use in an explosive atmosphere. Keep outdoor area clean and free from combustible.
25. DO NOT place a hot spark guard or hot fire pit tools onto combustible surface such as grass, wooden deck or furniture.
26. After a period of storage or non-use , check for signs of damage and creosote build-up Death serious injury or damage to property may occur if the above is not followed exactly.