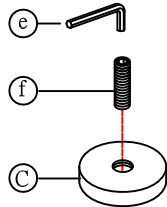


ASSEMBLY INSTRUCTION

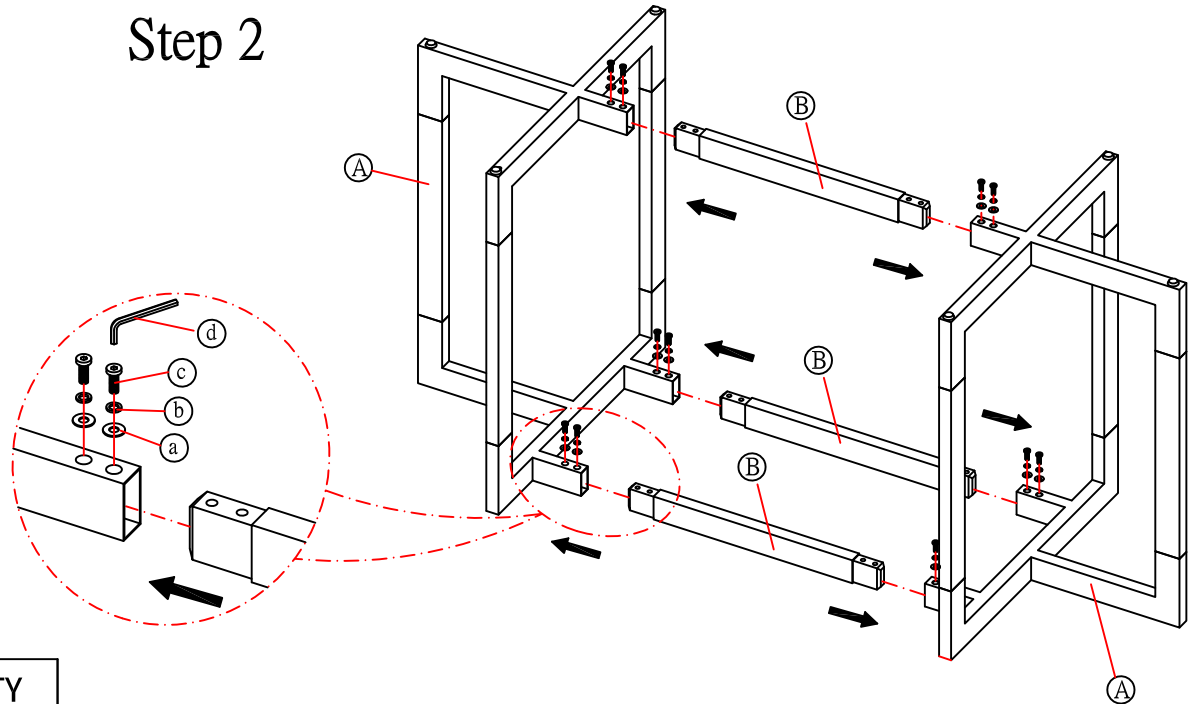
THANK YOU FOR PURCHASING THIS QUALITY PRODUCT.

BE SURE TO CHECK ALL PACKING MATERIAL CAREFULLY FOR SMALL PARTS THAT MAY HAVE COME LOOSE INSIDE THE CARTON DURING TRANSIT.

Step 1



Step 2



HARDWARE LIST:

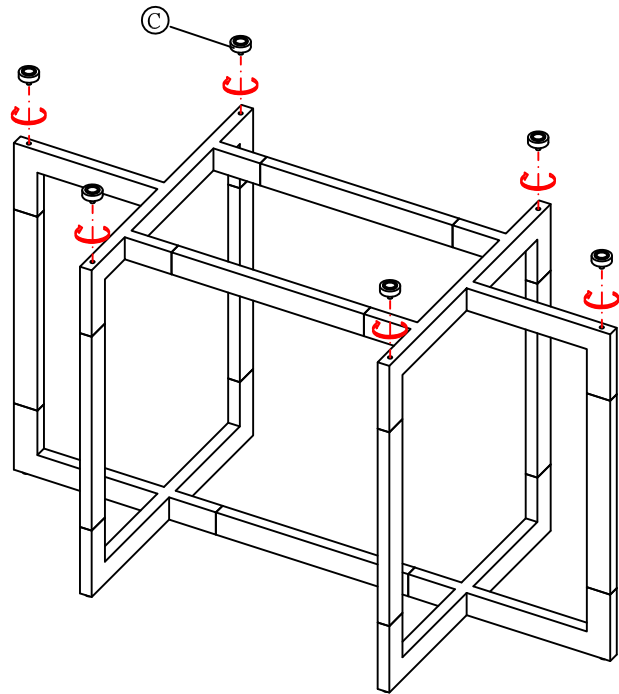
NO	DESCRIPTION	SIZE(mm)	SKETCH	QTY
a	WASHER	Ø8.5		12PCS
b	SPRING WASHER	Ø8.5		12PCS
c	BOLT	M8x20		12PCS
d	ALLEN KEY	5		1PC
e	ALLEN KEY	3		1PC
f	SHORT SCREW	1/4"*20		4PCS

PARTS LIST:

NO	DESCRIPTION	SIZE(mm)	SKETCH	QTY
A	LEG	432*610*740		2PCS
B	POLE	25*50*520		3PCS
C	PUCK	Ø38*12		6PCS

ASSEMBLY INSTRUCTION

Step 3



FINISH

