











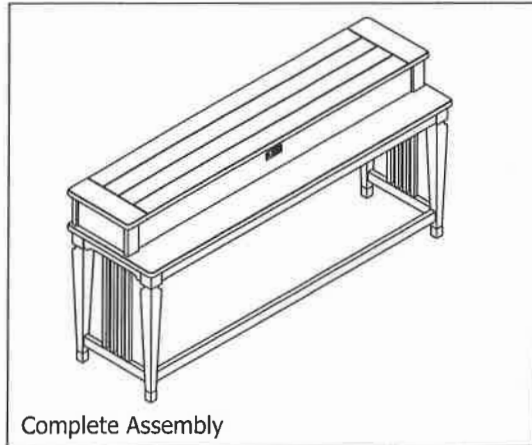
ASSEMBLY INSTRUCTION

DESCRIPTION: Console Table

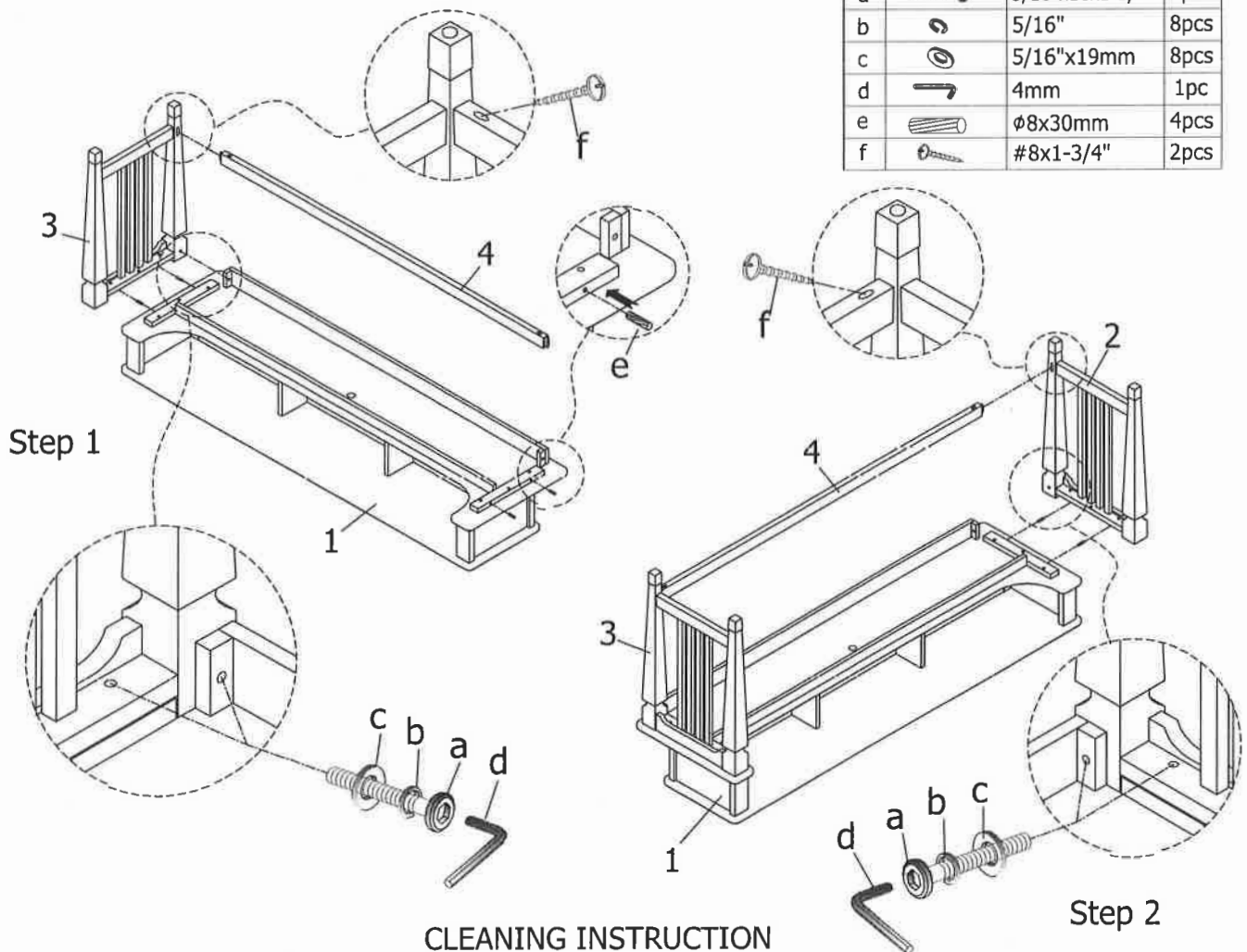
Thank you for purchasing this quality product. Be sure to check all packing materials carefully for small parts which may have come loose inside the carton during shipment. Identify and count all parts and compare with the parts List Below.

PARTS LIST

NO.	SKETCH	DESCRIPTION	Q'TY
1		Top	1pc
2		Left Side frame	1pc
3		Right Side frame	1pc
4		Lower bar	1pc
5	HARDWARE LIST		1bag
NO.	SKETCH	HARDWARE	Q'TY
a		5/16"x18x1-3/4"	8pcs
b		5/16"	8pcs
c		5/16"x19mm	8pcs
d		4mm	1pc
e		Ø8x30mm	4pcs
f		#8x1-3/4"	2pcs



DO NOT FULLY TIGHTEN
SCREW, BOLTS UNTIL ALL
PARTS COMPLETE
ASSEMBLY



CLEANING INSTRUCTION

Clean the Table surface with a furniture polish and a soft cloth

MADE IN VIETNAM