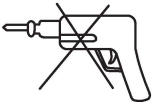

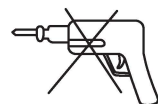


ASSEMBLY INSTRUCTIONS NOTICE DE MONTAGE

- ** Please keep these instructions and have the product model # and part #, available when requesting a service.
- ** Veuillez conserver ce notice de montage, et avoir en main le numéro du modèle, et de la pièce pour fin de service

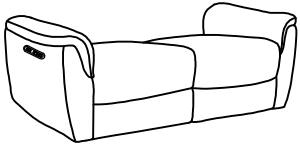

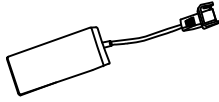





IMPORTANT NOTE
Do not use a power tool
to assemble this product.



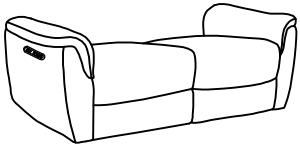

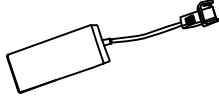

NOTE IMPORTANTE
Ne pas utiliser d'outil électrique
pour assembler ce produit.

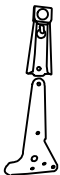

Power Recliner Chair
 (Fauteuil inclinable électrique)
 Color: Weave Beige /CC
 (Couleur: Tissage beige /CC)

<p>A</p>  <p>1X</p>	<p>B</p>  <p>2X</p>	<p>C</p>  <p>1X</p>	<p>D</p>  <p>1X</p>
---	--	---	--

<p>A</p>  <p>4X</p>	<p>B</p>  <p>2X</p>	<p>C</p> <p>Motor (Moteur)</p> <p>2X</p>	<p>Parts already attached to the product Pièces déjà attachées au produit</p>
--	--	--	--

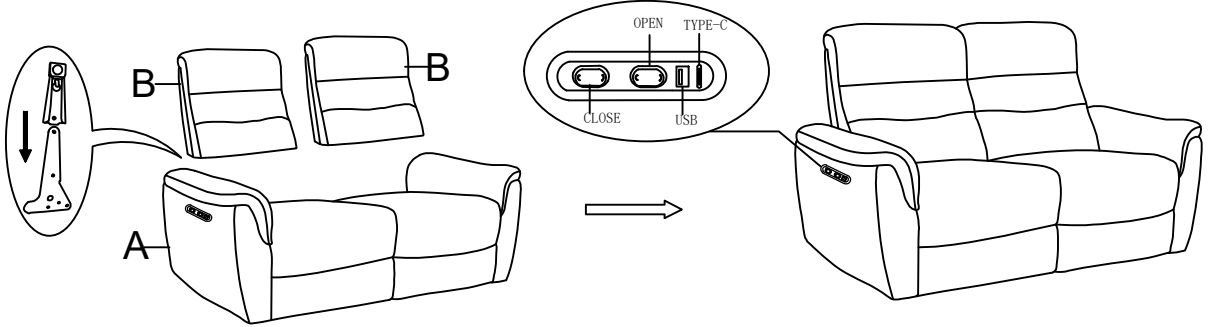
Power Recliner Chair
 (Fauteuil inclinable électrique)
 Color: Weave Grey /CC
 (Couleur: Tissage gris /CC)

<p>A</p>  <p>1X</p>	<p>B</p>  <p>2X</p>	<p>C</p>  <p>1X</p>	<p>D</p>  <p>1X</p>
---	--	---	--

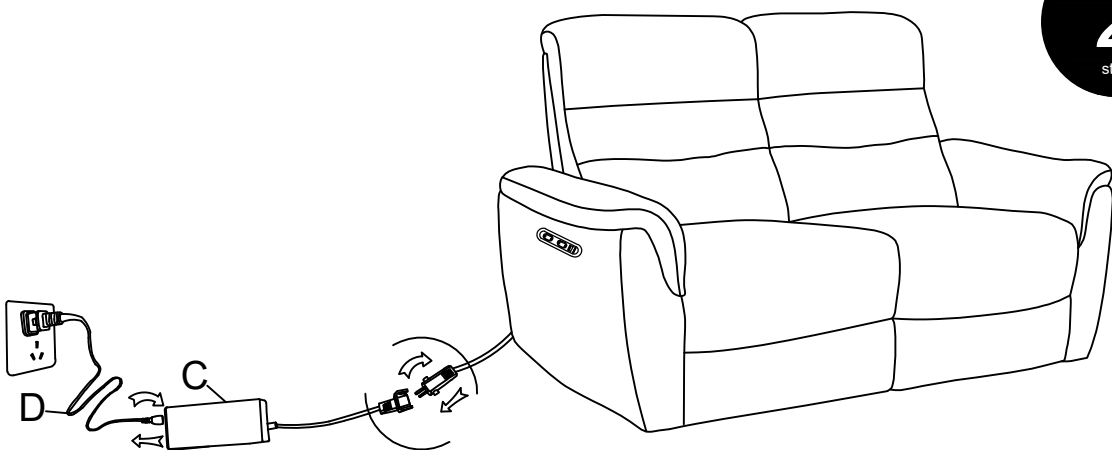
<p>A</p>  <p>4X</p>	<p>B</p>  <p>2X</p>	<p>C</p> <p>Motor (Moteur)</p> <p>2X</p>	<p>Parts already attached to the product Pièces déjà attachées au produit</p>
--	--	--	--

Power Recliner Chair
(Fauteuil inclinable électrique)
Color: Weave Grey /CC
(Couleur: Tissage gris /CC)
Color: Weave Beige /CC
(Couleur: Tissage beige /CC)

1
step



2
step



3
step

