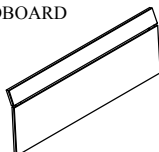
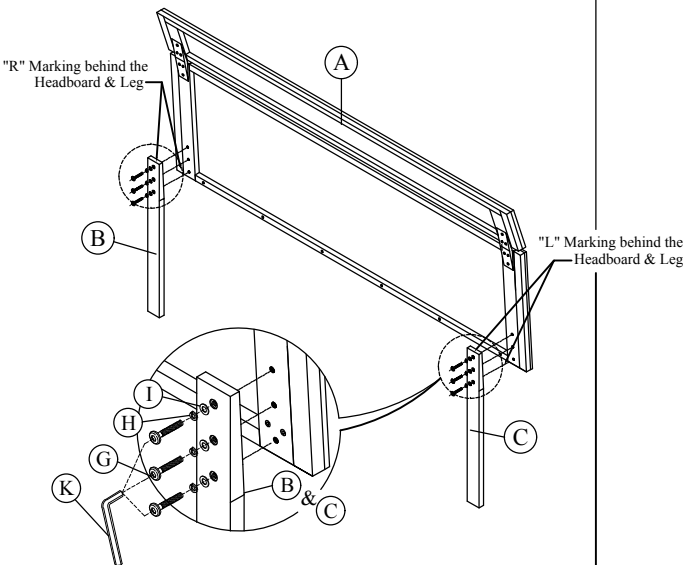
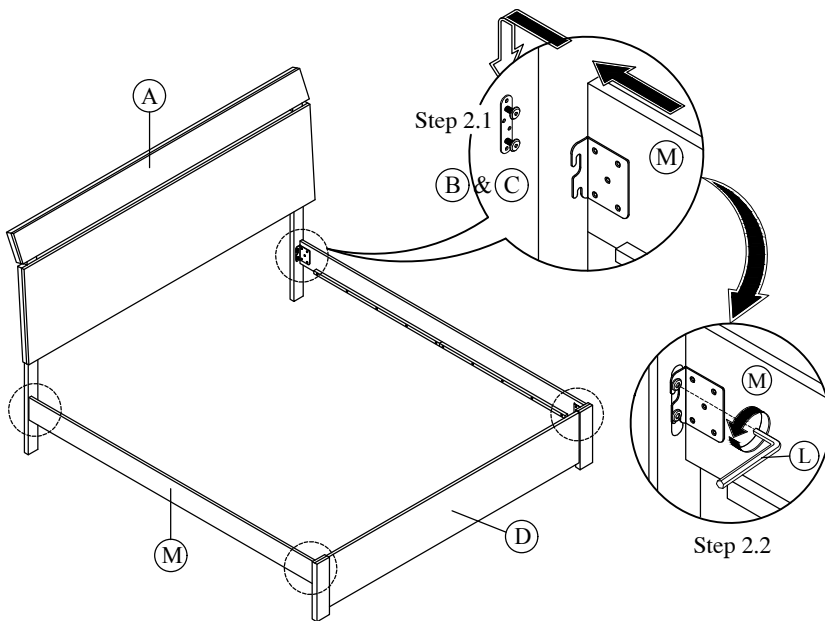
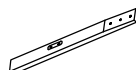
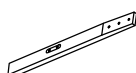
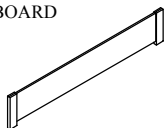
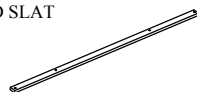
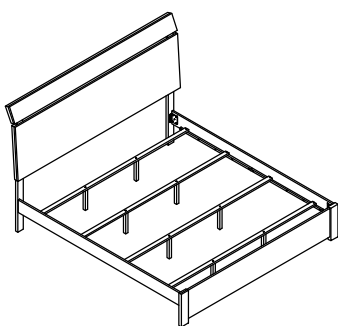
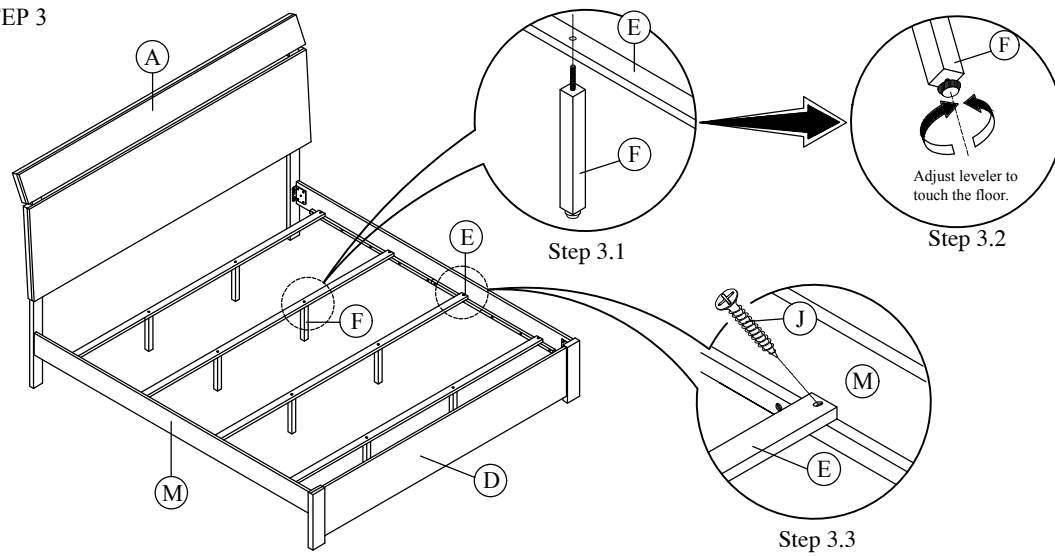





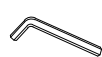

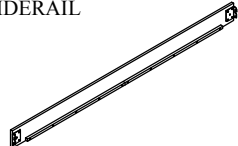


ASSEMBLY INSTRUCTION

KING SIZE BED

NO	PART & HARDWARE LIST IN HEADBOARD	QTY.	STEP 1		STEP 2	
A	HEADBOARD 	1PC				
B	HEADBOARD LEG RIGHT (R) 	1PC				
C	HEADBOARD LEG LEFT (L) 	1PC				
D	FOOTBOARD 	1PC				
E	BED SLAT 	4PCS				
F	BED SLAT SUPPORT 	8PCS				
G	JCBC SCREW M6 x 35mm 	6PCS				
H	SPRING WASHER Ø1/4" 	6PCS				
I	FLAT WASHER Ø1/4" x 13mm 	6PCS				
J	CSK M4 x 32mm 	8PC	L		L KEY M5 	1PC
K	L KEY M4 x 65mm 	1PC	NO		PART LIST IN SIDERAIL	QTY.
			M		SIDERAIL 	2PCS