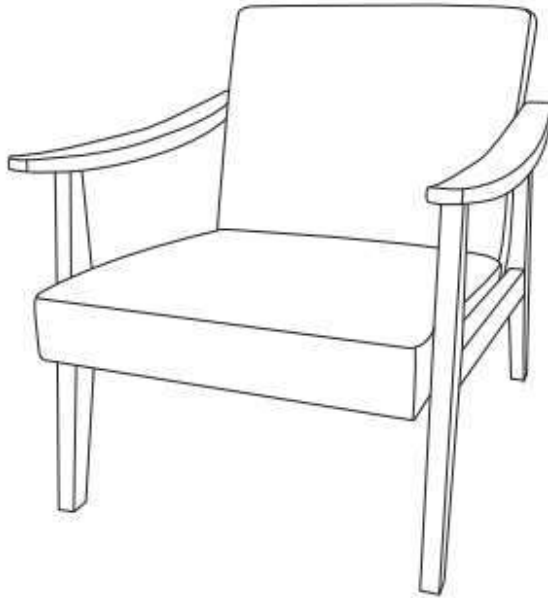









Reaching out via product review, marketplace email, social media or leaving seller feedback may cause a delay in response. If you have questions about this product or need anything, please contact us. You are our priority!

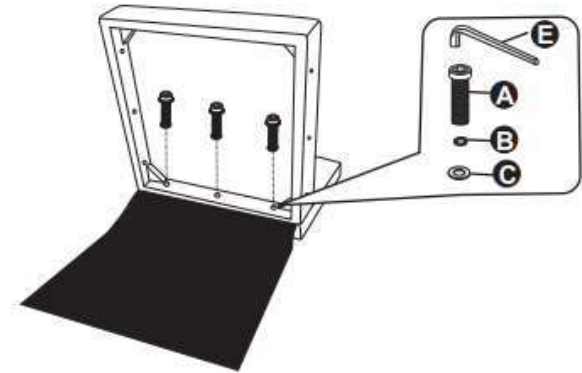
*****WARNING*****

Power tools may strip bolts or screws. Hand tighten bolts to only about 75% tight. Do NOT completely tighten any bolt during assembly until all bolts are connected.



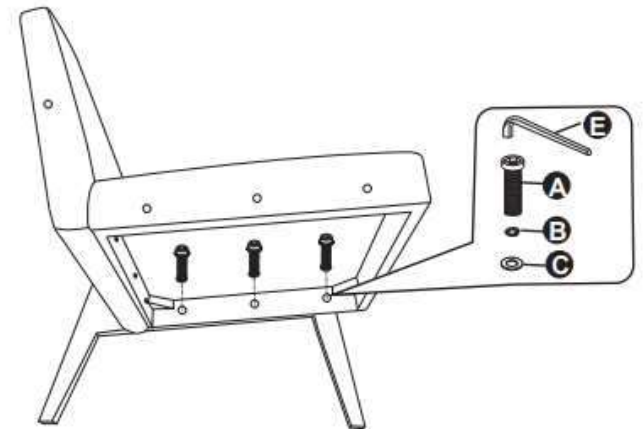
HARDWARE LIST	CODE	PARTS		QTY.
	A	M8x45MM		11
	B			9
	C			9
	D			2
	E	ALLEN KEY		1

1

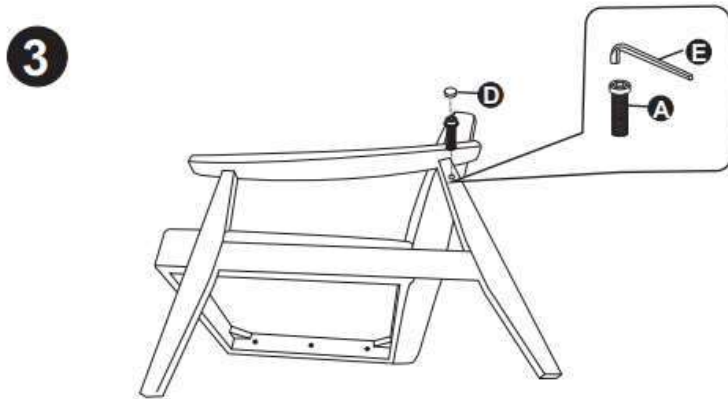


Put the screws in the holes, tight the screws, but not too tight, 90% is ok.

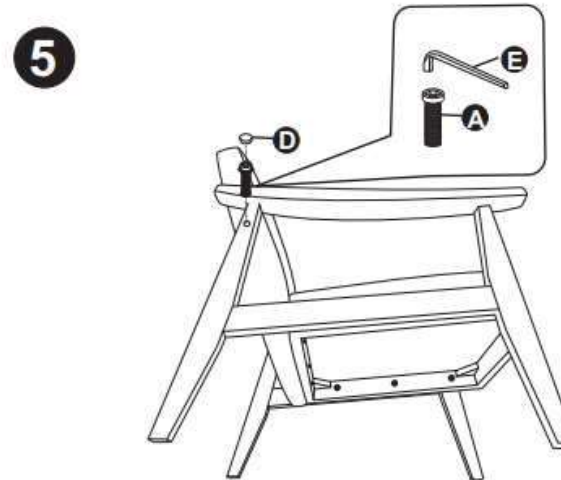
2



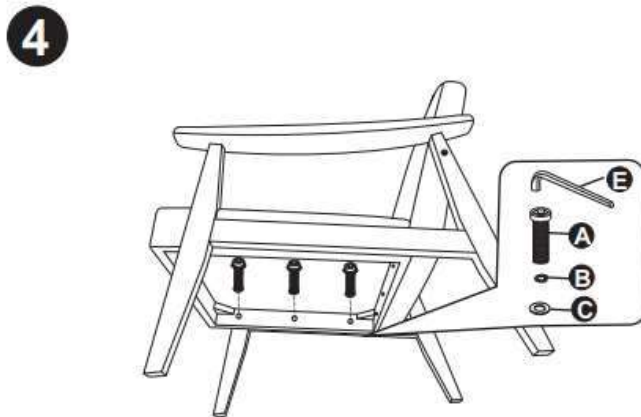
Put the screws in the holes, tight the screws, but not too tight, 90% is ok.



Put the screws in the holes, tight the screws, but not too tight, 90% is ok.



Put the screws in the holes, tight the screws, but not too tight, 90% is ok.



Put the screws in the holes, tight the screws, but not too tight, 90% is ok.



Tight all the screws to 100%
Stick the black part on the seat