

# Farm Bench with Folding Legs

## ASSEMBLY INSTRUCTIONS

### Before You Begin:

Please identify all component parts and hardware pieces required before you begin. Carefully remove all of the components from the packaging and set aside for assembly. Assemble on a soft surface to prevent scratching during assembly.

### Caution:

Tighten all components securely before use. Failure to do so may result in personal injury.

DO NOT use any sharp objects to open plastic wrapped components as damage to product or components may result.

### Warning:

**CHOKING HAZARD** - Small Parts. Adult Assembly Required.

### DO NOT ALLOW CHILDREN TO CLIMB ON FURNITURE

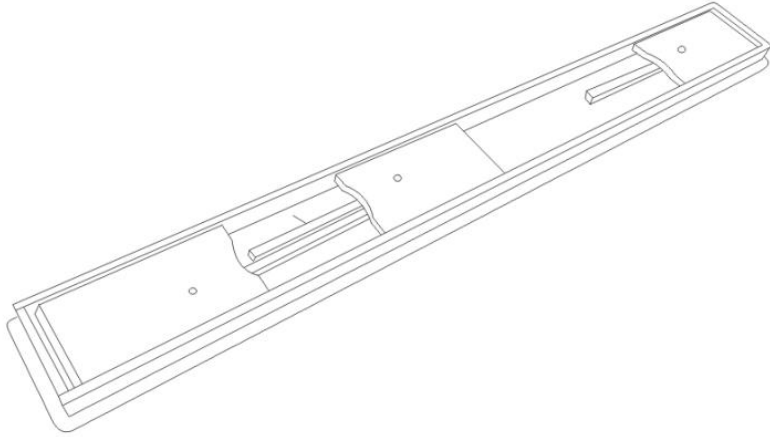
Serious or fatal injuries can occur from furniture tipping over. You must install Tipping Restraint Hardware (where included) to help prevent the unit from tipping and causing accidental injury, instability, death or damage.

The tipping restraint is intended only as a safety measure, it is not a substitute for proper adult supervision.

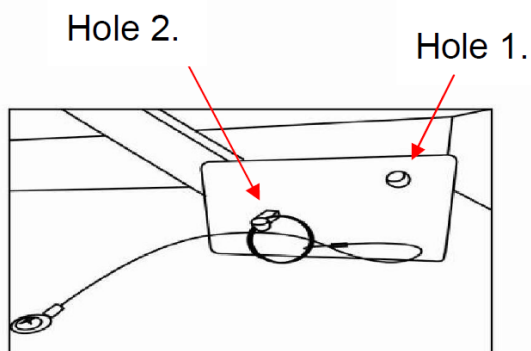
To help prevent furniture from tipping over it must be permanently attached to the wall. Anti-Tip Safety Wall Straps suitable for the unit weight and wall materials (if not included) should be purchased and installed.



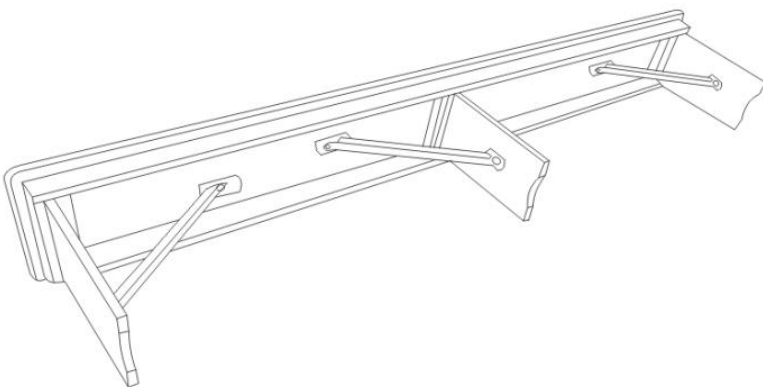
# Security Pin Installation Instructions



STEP 1: Lay the bench face down on a clean surface, remove the pins from Hole 1 and open the legs.



STEP 2: Insert the pins into Hole 2.



STEP 3: Return the bench to the upright position.

## Quality and Safety Guidelines:

- Please follow the static and dynamic weight capacity limits provided on this item.
- Please use this item on a stable, level surface only. All bench legs/feet/bases should contact the flooring surface when in use. Do not use this item if any instability is detected.
- This bench is not intended for reclined positions. To prevent accidental tipping, do not push backward or forward while seated.
- This item is intended for sitting only, do not climb or stand on this item.
- Do not slide the bench forwards, backwards or sideways when sitting on the bench or when moving it to another location.
- To prevent pinching or crushing injuries, ensure fingers are not in or near any part of the folding mechanism.
- This bench was designed to be used indoors but may be used outdoors for special occasions during good weather.
- For product longevity, product safety and product integrity, protect from wet weather and store indoors in a dry location.
- Please review and retain all assembly instructions, safety and quality guidelines and product warnings for future reference.

- - - - -