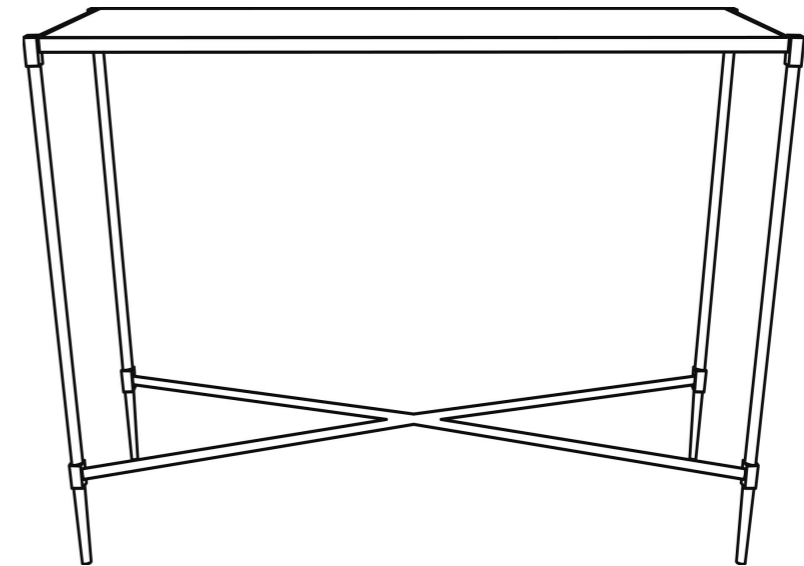


# ISABELLINA METAL AND MARBLE CONSOLE TABLE

DESIGN # SFV9540

Assembly Instructions



## Need help?

Feel free to contact us via email or call  
if you have any specific questions!

## contact us:

[cs@safavieh.com](mailto:cs@safavieh.com)

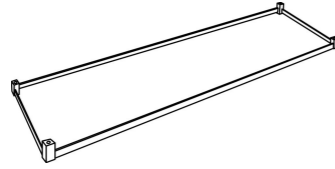


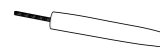

866-422-9070

**SAFAVIEH**  
C O U T U R E

**Thanks for bringing  
Safavieh Couture into  
your home**

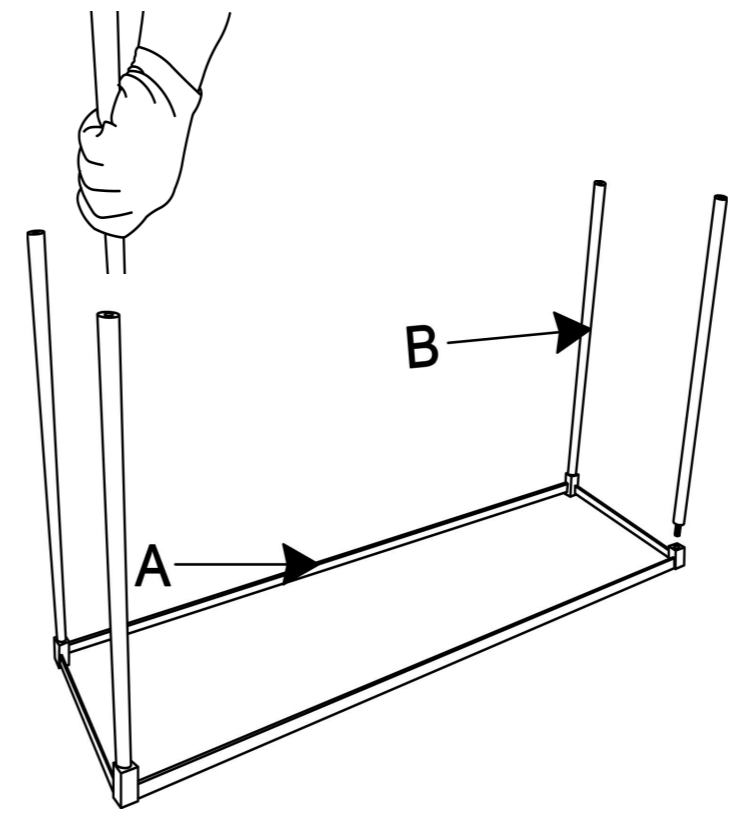
Everything we make is incredibly simple to set up, including your new bar cart. You won't need any additional tools

**Parts & hardware**

- 1 x Top (A) 
- 4 x Leg (B) 
- 1 x Shelf (C) 
- 4 x Feet (D) 
- 1 x Glove (HW1) 

1

It's recommended to wear gloves (include) before assembly.  
Upside down the top (A),Screw all legs (B) .Do not over torque



2

Attach Leg (B) and Shelf (C) together then screw Feet(D) on .  
Screw all legs.Legs may loose, This item require periodic tightening.  
Whether you use it to store bottles and glasses, magazines,records,  
plants, or anything else,we'd love to see it — just tag us (we're  
@safavieh) and use the hashtag #safavieh on Instagram!

