ASSEMBLY INSTRUCTIONS

SO9226-RL
SO9226-LL

Sectional sofa

Code	Parts List	QTY
A	Chaise Seat 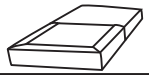	1
B	Chaise Backrest 	1
C	Single Seat 	1
D	Single Backrest 	1
E	Double Backrest 	1
F	Double Seat 	1
G	Seat Cushion 	3
H	Left Armrest 	1
I	Right Armrest 	1

Code	Hardware	QTY
1	Bolt M8x55mm 	12
2	Washer 	36
3	Bolt M8x20mm 	24
4	Allen Key 	1
5	Leg 	12

M	Chaise Seat Cushion 	1
L	Backrest Bag 	2
O	Left Backrest Bag 	1
P	Right Backrest Bag 	1

CAUTION: Please read all instructions carefully before the assembly process. These parts are cumbersome and heavy. Therefore, two people are recommended in order to prevent personal injury and insure the parts are not damaged during assembly.

Assembled Product





ASSEMBLY INSTRUCTIONS

SO9226-RL
SO9226-LL

Sectional sofa

STEP 1

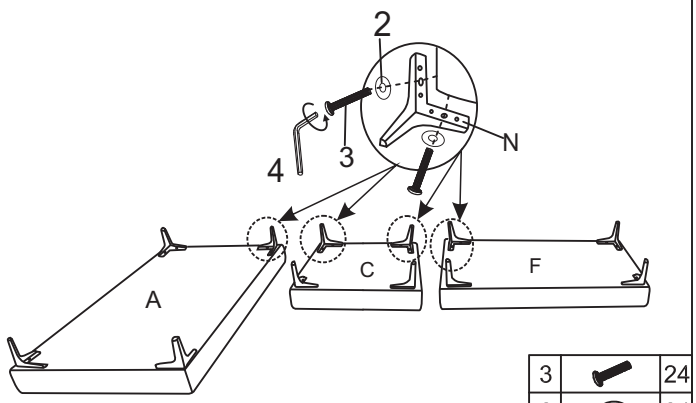

3		24
2		24
4		1

Assemble the feet on each seat.

STEP 2

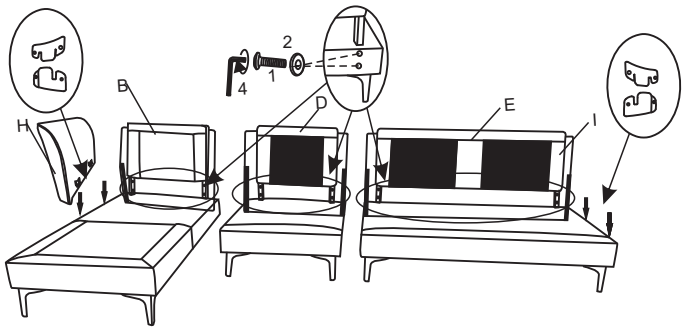

1		12
2		12
4		1

Assemble the armrest and backrest with the seat.

STEP 3

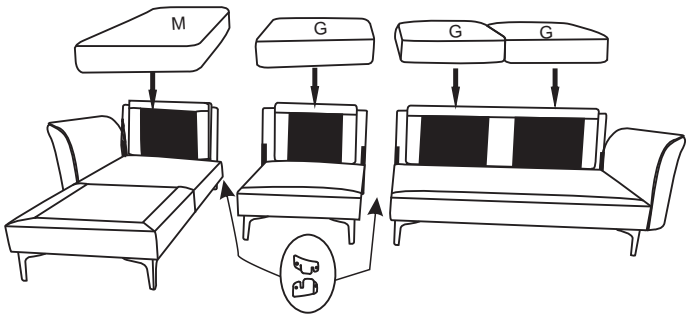

Place the armrest bag and seat cushion on the seat，and fix each seat together.

STEP 4



Please put the backrest bag on the sofa to complete the assembly.

STEP 5





Please note that this sofa is a combination sofa, and the sofa of each independent part is not fixed, which can be interchanged and assembled left and right.