






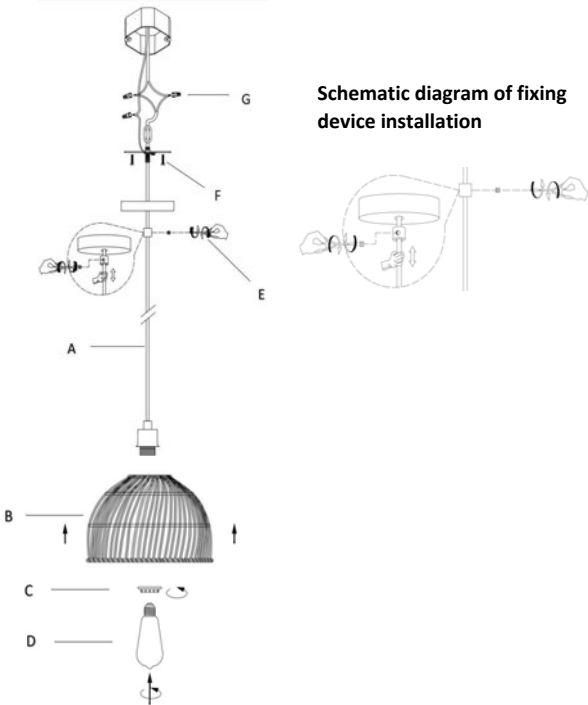


Pendant Light Instructions

PIECE	DESCRIPTION	PICTURE	QTY	PIECE	DESCRIPTION	PICTURE	QTY
A	Fixtures, Cable, Lamp Holder		1X	E	Screwdriver		1X
B	Rattan Lampshade		1X	F	Screw		2X
C	Lamp Holder Knob		1X	G	Insulating Rubber Cap		2X
D	Light Bu b		1X				



Precautions for use

1. The installation process of the product must be operated in a power-off environment.
2. Lamp Holder Knob (C) is fixed in Lamp Holder, please remove Lamp Holder Knob before installation
3. We constantly strive to provide the high-quality products and excellent customer service to achieve our customer satisfaction.