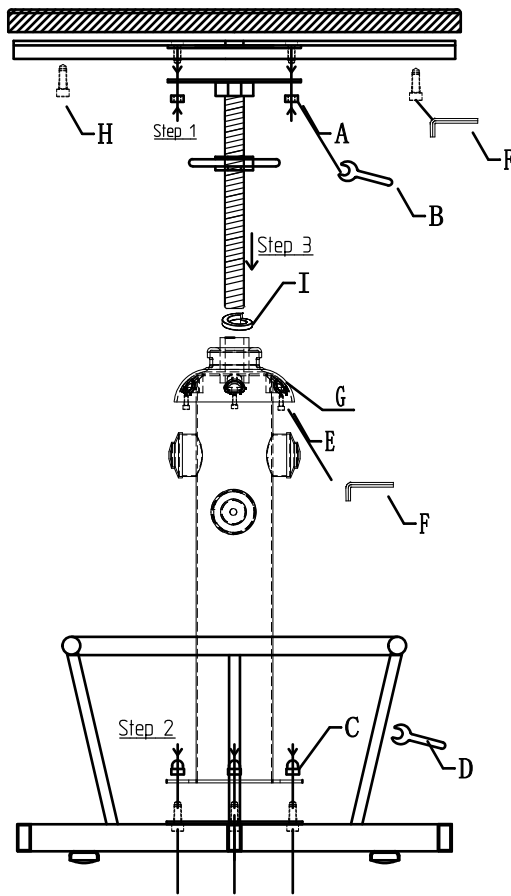











Assembly drawing

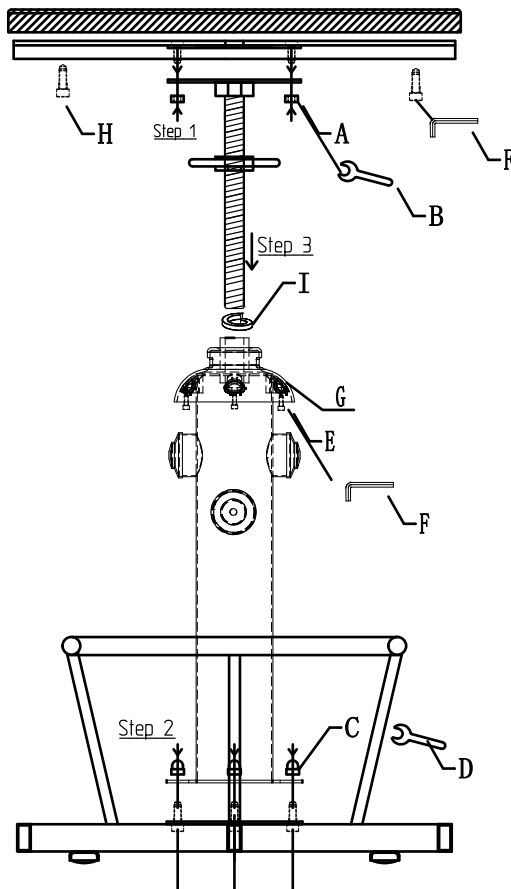


Accessories










<p>A</p>  <p>Hexagon nut M8*4PCS</p>	<p>B</p>  <p>Wrench 12mm 1PCS</p>	<p>C</p>  <p>Nut M8*4PCS</p>	<p>D</p>  <p>Wrench 14mm 1PCS</p>
<p>E</p>  <p>M6*12 3PCS</p>	<p>F</p>  <p>5mm</p>	<p>G</p>  <p>1PCS</p>	<p>H</p>  <p>M6*20 4PCS</p>
<p>I</p>  <p>M27 1PCS</p>			

The 4 screws under the seat need to be screwed at the same time, then locked with a wrench.

Assembly drawing



Accessories

<p>A</p>  <p>Hexagon nut M8*4PCS</p>	<p>B</p>  <p>Wrench 12mm 1PCS</p>	<p>C</p>  <p>Nut M8*4PCS</p>	<p>D</p>  <p>Wrench 14mm 1PCS</p>
<p>E</p>  <p>M6*12 3PCS</p>	<p>F</p>  <p>5mm</p>	<p>G</p>  <p>1PCS</p>	<p>H</p>  <p>M6*20 4PCS</p>
<p>I</p>  <p>M27 1PCS</p>			

The 4 screws under the seat need to be screwed at the same time, then locked with a wrench.