

ASSEMBLY INSTRUCTIONS

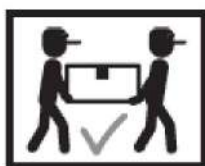
ASSEMBLY TIPS:

- 1 . Remove hardware from box and sort by size.
- 2 . Please check to see that all hardware and parts are present prior to start of assembly.
- 3 . Please follow attached instructions in the same sequence as numbered to assure fast & easy assembly.



WARNING !

- 1 . Don't attempt to repair or modify parts that are broken or defective. Please contact the store immediately.
- 2 . This product is for home use only and not intended for commercial establishment.



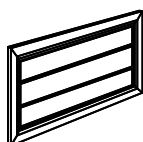
ASSEMBLY TIME

30 MINUTES

PARTS IDENTIFICATION

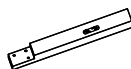
B1 (BOX 1)

A HEADBOARD PANEL



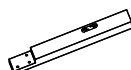
1PC

B RIGHT HEADBOARD LEG



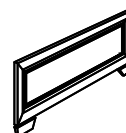
1PC

C LEFT HEADBOARD LEG



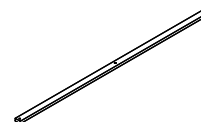
1PC

D FOOTBOARD



1PC

E BED SLAT



4PCS

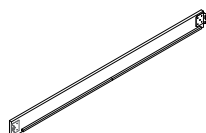
F BED SLAT SUPPORT WITH LEVELER



8PCS

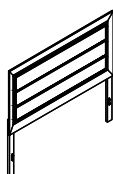
B2 (BOX 2)

G BED RAIL



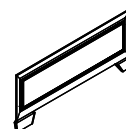
2PCS

HB 204391KE (B1)
(FROM BOX 1)
HEADBOARD
COMPLETE



1PC

D 204391KE (B1)
(FROM BOX 1)
FOOTBOARD




1PC

- 1 . Remove hardware from box and sort by size.
- 2 . Please check to see that all hardware and parts are present prior to start of assembly.
- 3 . Please follow attached instructions in the same sequence as numbered to assure fast & easy assembly.



WARNING !

- 1 . Don't attempt to repair or modify parts that are broken or defective. Please contact the store immediately.
- 2 . This product is for home use only and not intended for commercial establishment.






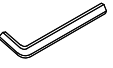


ASSEMBLY TIME

30 MINUTES

HARDWARE IDENTIFICATION

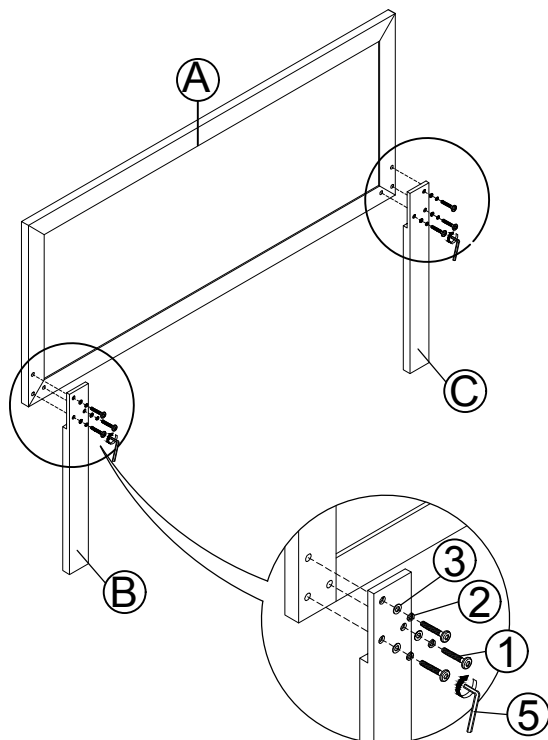
Z-B1 (BOX1) - HARDWARE PACK IS LOCATED IN 204391KE (B1)

1	BOLT (M6 x30mm - BLK)		6PCS	4	FLAT HEAD SCREW (M4 x 32mm - RBW)		8PCS
2	LOCK WASHER (1/4" - BLK)		6PCS	5	SMALL ALLEN WRENCH (M4 x 65mm - BLK)		1PC
3	FLAT WASHER (1/4" x13mm - BLK)		6PCS	6	BIG ALLEN WRENCH (M5 x 65mm - BLK)		1PC

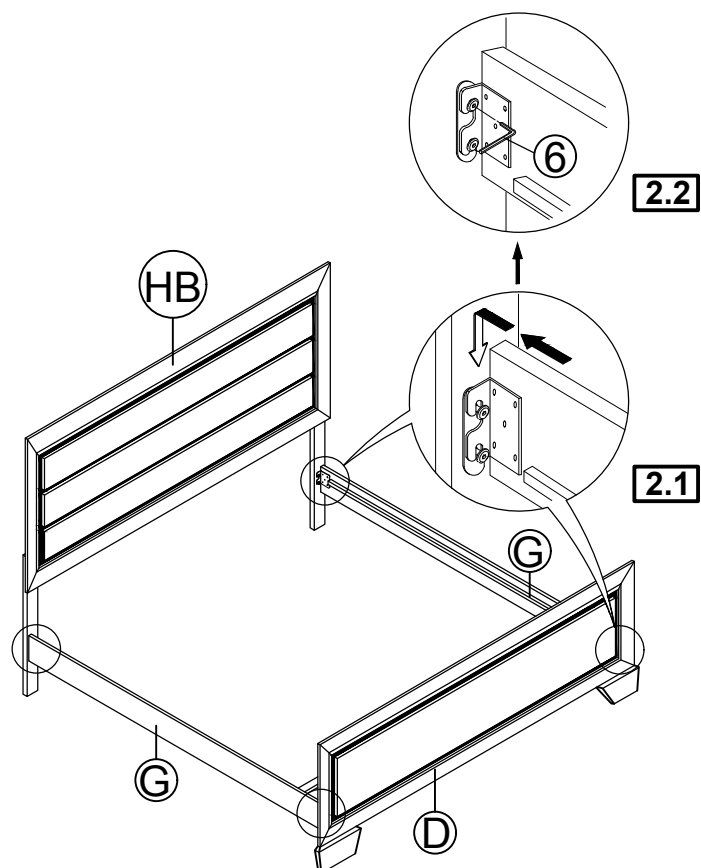
NOTE:

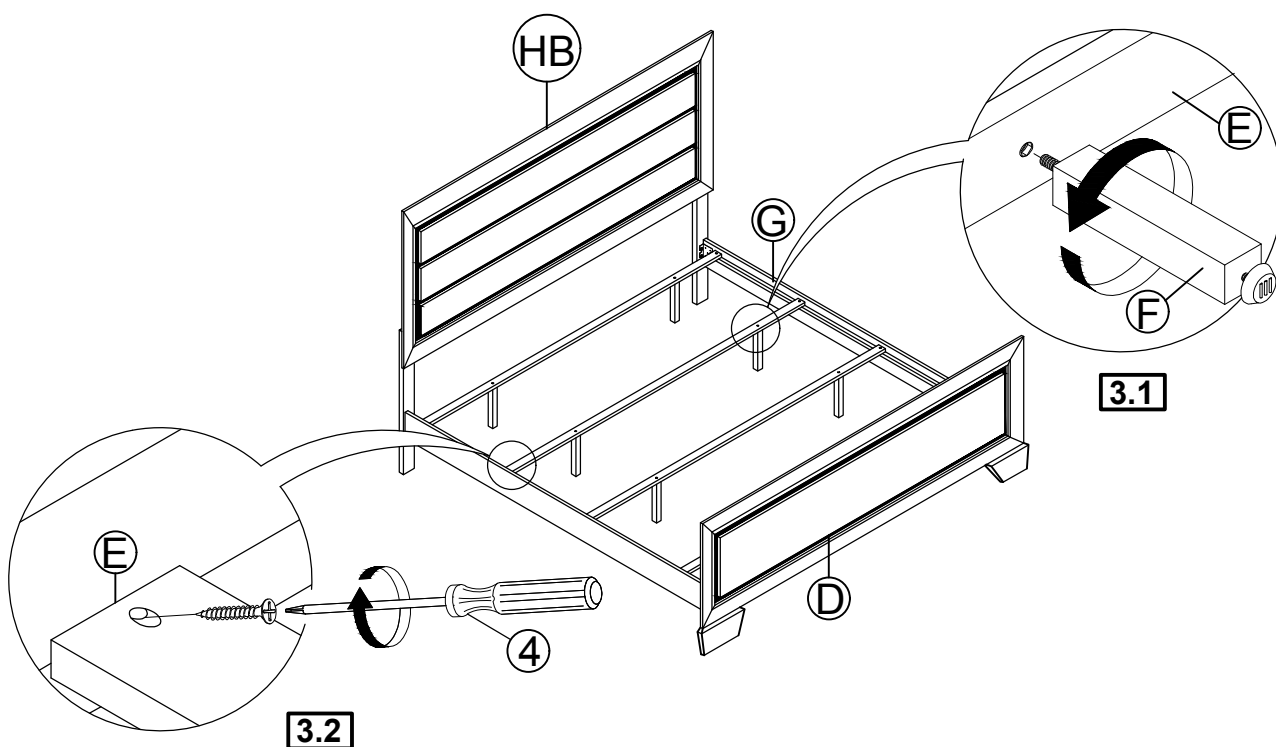
Philips head screw driver in the assembly process ; however, manufacturer does not provide the item

STEP 1



STEP 2





STEP 4 **COMPLETE**

