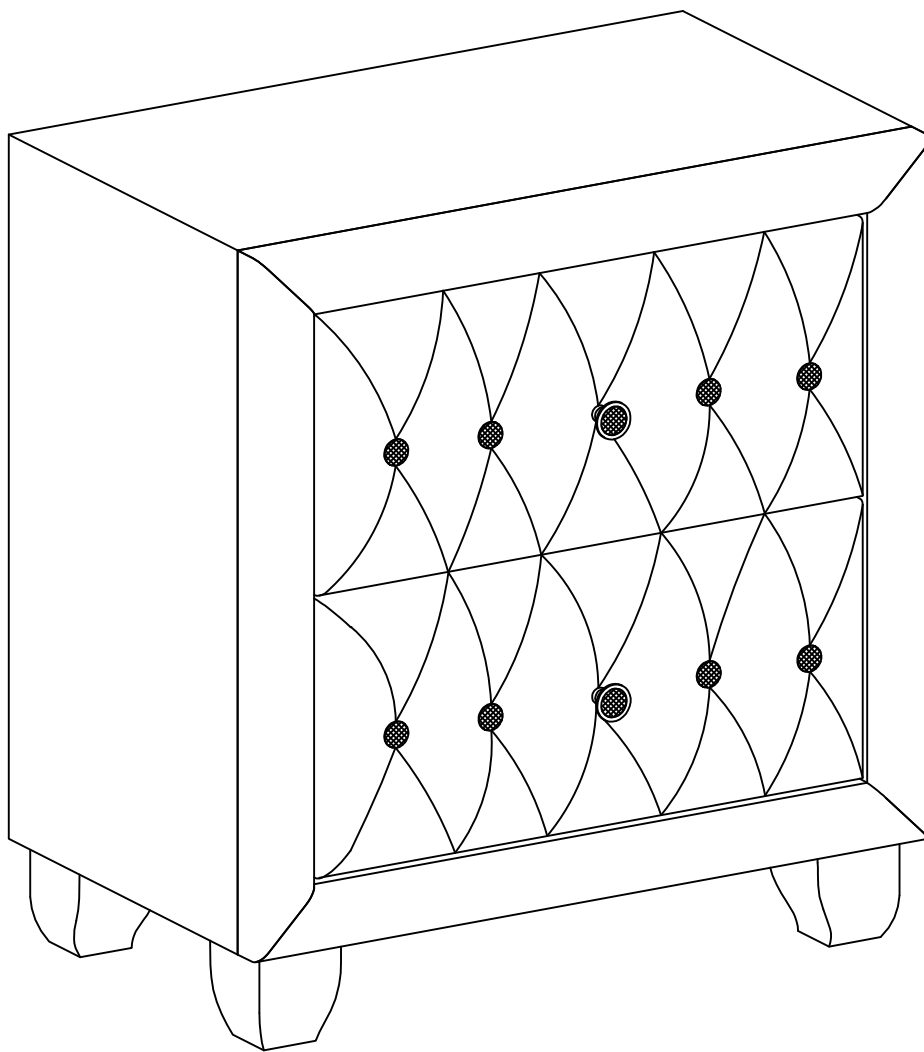


# Assembly Instructions

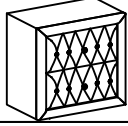

## NIGHTSTAND







# Assembly Instructions

## NIGHTSTAND

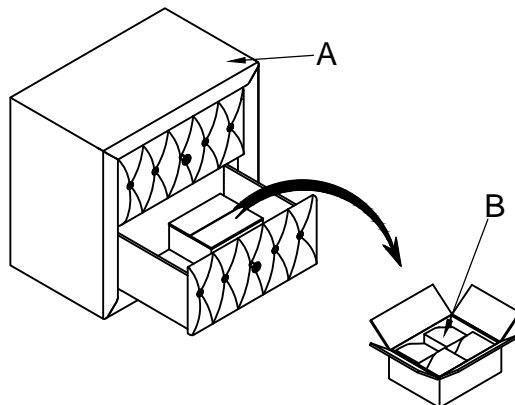
### PARTS LIST

NO	DECS	PHOTO	Q'TY
A	Upholstery Nightstand		1 pc
B	Legs		4 pcs

### HARDWARE LIST

NO	DECS	PHOTO	Q'TY
1	Long Bolts Ø5/16" x 100mm		4 pcs
2	Spring washer <math>\varnothing 5/16''</math>		4 pcs
3	Flats washer <math>\varnothing 5/16''</math>		4 pcs
4	Allen key 4mm		1 pc

#### Step 1



#### Step 2

