



Parts and Damage Replacement Procedure

1. Please inspect your purchase immediately.
2. This procedure covers product purchased from an authorized Roundhill Reseller and was received in its originally sealed carton.
3. If you find a part missing or damaged, you have a 30-day window in which to order a replacement part from the date on your purchase receipt.
4. You have 3 ways to do this. You will need a copy of your purchase receipt.
 - a. By Fax: Fax the parts order form below and along with your receipt to 614-878-7918
 - b. By Email: Email the order form and along with your receipt to: parts@roundhillfurniture.com
 - c. By Mail: Fill out the parts order form below and along with a copy of your receipt send it to Roundhill furniture parts department 3640 Zane Trace Drive, Columbus OH 43228
5. Once this order is sent in, you will be notified if the part(s) you are requesting can or cannot be shipped within 7-10 business days.

**A COPY OF YOUR PURCHASE RECEIPT OR INVOICE MUST BE ATTACHED TO THIS ORDER FORM.
NO ORDERS WILL BE PROCESSED WITHOUT PROOF OF PURCHASE.**

NAME: _____
 ADDRESS: _____ (No Post Office Boxes)
 CITY: _____ STATE: _____ ZIP: _____
 PHONE: _____ FAX: _____
 EMAIL: _____

REASON FOR REPLACEMENT/PLEASE CHECK APPROPRIATE BOX.

- Damaged /scratched, cracked, broken, crushed, etc.
- Mechanical malfunction/ drawer glides, swivel mechanisms, lid stays, etc.
- Missing pieces
- Unfinished surface
- Wrong color
- Other

IF MORE THAN ONE MODEL NUMBER IS LISTED ABOVE, PLEASE SPECIFY THE EXACT MODEL NUMBER OF YOUR ITEM IN THE SPACE PROVIDED BELOW.

| Model Number | Part Letter Code | Quantity |
|--------------|------------------|----------|
| | | |
| | | |
| | | |

ASSEMBLY INSTRUCTIONS

MODEL: B5026N
DESCRIPTION: NIGHTSTAND

Thank you for purchasing this quality product. Be sure to check all packing material carefully for small Hardware which may have some loose inside the carton during shipment. Identify and count all Hardware and compare with the Hardware List Below.

PARTS LIST:

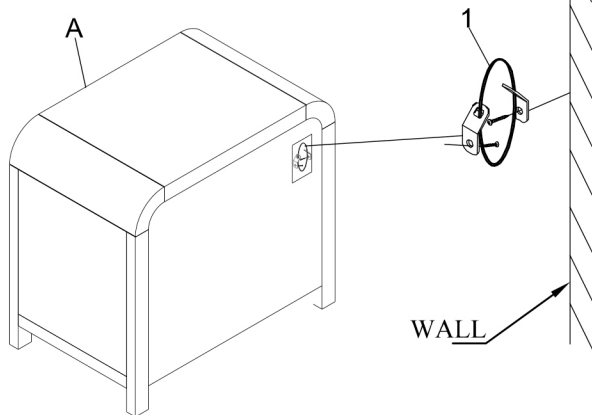
| No. | Description | Quantity |
|-----|-------------|----------|
| A | NIGHTSTAND | 1PC |

HARDWARE LISTS

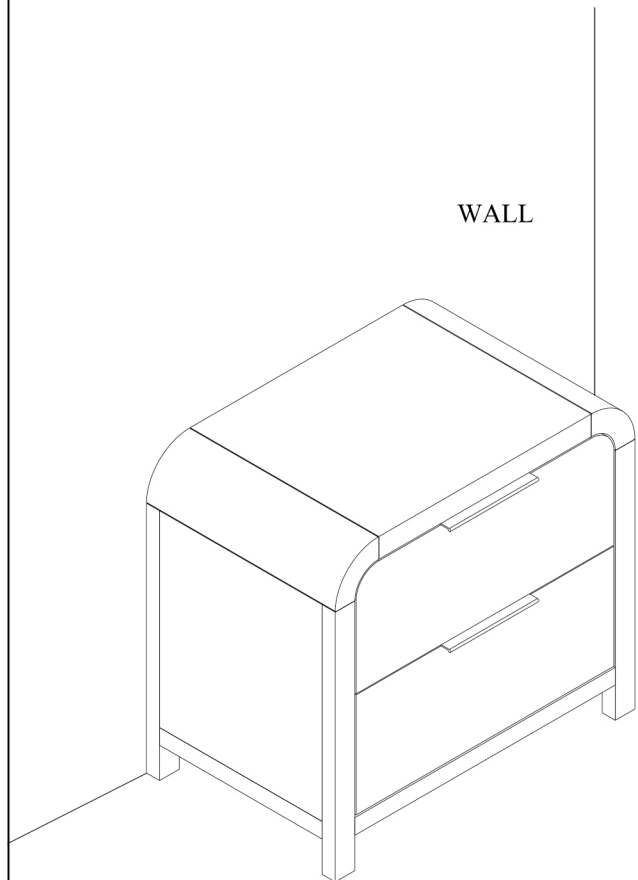
| No. | SIZE | Q'TY |
|-----|-------------------|------|
| 1 | TIPPING RESTRAINT | 1SET |

STEP 1

Move the nightstand into the final position and attach tipping restraint to the wall



Completed





Parts and Damage Replacement Procedure

1. Please inspect your purchase immediately.
2. This procedure covers product purchased from an authorized Roundhill Reseller and was received in its originally sealed carton.
3. If you find a part missing or damaged, you have a 30-day window in which to order a replacement part from the date on your purchase receipt.
4. You have 3 ways to do this. You will need a copy of your purchase receipt.
 - a. By Fax: Fax the parts order form below and along with your receipt to 614-878-7918
 - b. By Email: Email the order form and along with your receipt to: parts@roundhillfurniture.com
 - c. By Mail: Fill out the parts order form below and along with a copy of your receipt send it to Roundhill furniture parts department 3640 Zane Trace Drive, Columbus OH 43228
5. Once this order is sent in, you will be notified if the part(s) you are requesting can or cannot be shipped within 7-10 business days.

**A COPY OF YOUR PURCHASE RECEIPT OR INVOICE MUST BE ATTACHED TO THIS ORDER FORM.
NO ORDERS WILL BE PROCESSED WITHOUT PROOF OF PURCHASE.**

NAME: _____

ADDRESS: _____ (No Post Office Boxes)

CITY: _____ STATE: _____ ZIP: _____

PHONE: _____ FAX: _____

EMAIL: _____

REASON FOR REPLACEMENT/PLEASE CHECK APPROPRIATE BOX.

- Damaged /scratched, cracked, broken, crushed, etc.
- Mechanical malfunction/ drawer glides, swivel mechanisms, lid stays, etc.
- Missing pieces
- Unfinished surface
- Wrong color
- Other

IF MORE THAN ONE MODEL NUMBER IS LISTED ABOVE, PLEASE SPECIFY THE EXACT MODEL NUMBER OF YOUR ITEM IN THE SPACE PROVIDED BELOW.

| Model Number | Part Letter Code | Quantity |
|--------------|------------------|----------|
| | | |
| | | |
| | | |

ASSEMBLY INSTRUCTIONS

MODEL: B5026C
DESCRIPTION: DRAWER CHEST

Thank you for purchasing this quality product. Be sure to check all packing material carefully for small Hardware which may have some loose inside the carton during shipment. Identify and count all Hardware and compare with the Hardware List Below.

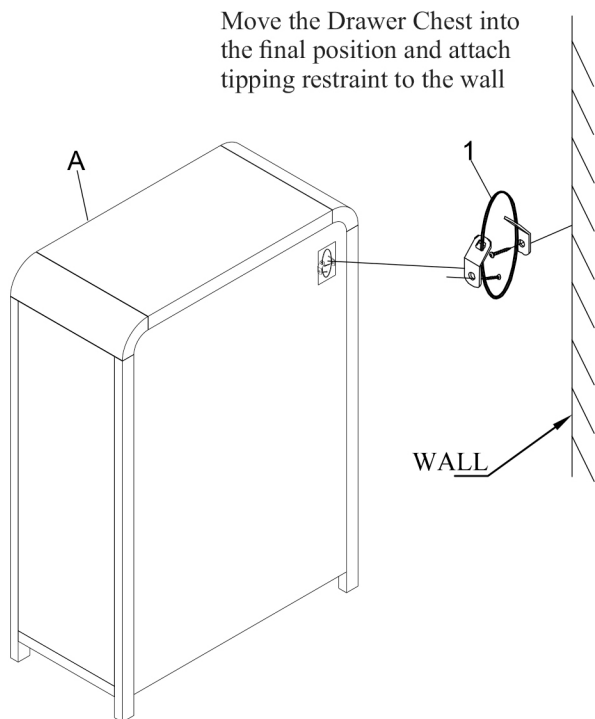
PARTS LIST:

| No. | Description | Quantity |
|-----|--------------|----------|
| A | DRAWER CHEST | 1PC |

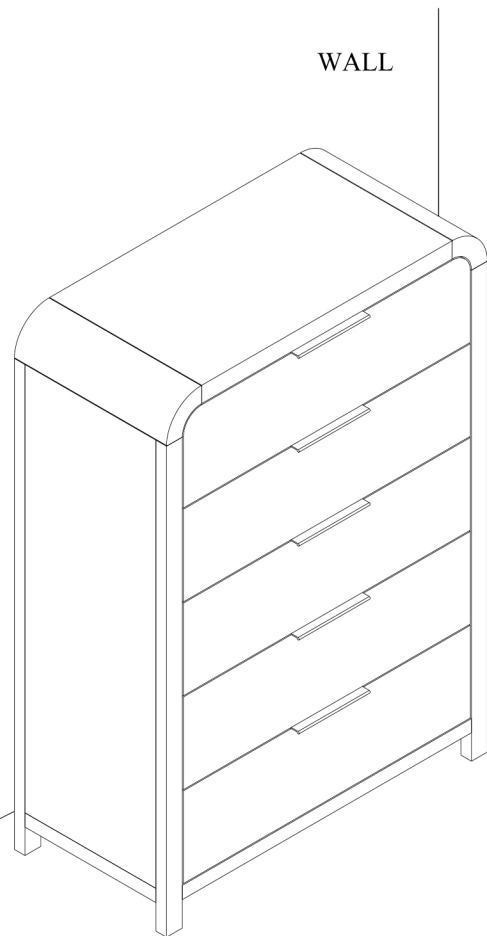
HARDWARE LISTS

| No. | SIZE | Q'TY |
|-----|-------------------|------|
| 1 | TIPPING RESTRAINT | 1SET |

STEP 1



Completed





Parts and Damage Replacement Procedure

1. Please inspect your purchase immediately.
2. This procedure covers product purchased from an authorized Roundhill Reseller and was received in its originally sealed carton.
3. If you find a part missing or damaged, you have a 30-day window in which to order a replacement part from the date on your purchase receipt.
4. You have 3 ways to do this. You will need a copy of your purchase receipt.
 - a. By Fax: Fax the parts order form below and along with your receipt to 614-878-7918
 - b. By Email: Email the order form and along with your receipt to: parts@roundhillfurniture.com
 - c. By Mail: Fill out the parts order form below and along with a copy of your receipt send it to Roundhill furniture parts department 3640 Zane Trace Drive, Columbus OH 43228
5. Once this order is sent in, you will be notified if the part(s) you are requesting can or cannot be shipped within 7-10 business days.

**A COPY OF YOUR PURCHASE RECEIPT OR INVOICE MUST BE ATTACHED TO THIS ORDER FORM.
NO ORDERS WILL BE PROCESSED WITHOUT PROOF OF PURCHASE.**

NAME: _____

ADDRESS: _____ (No Post Office Boxes)

CITY: _____ STATE: _____ ZIP: _____

PHONE: _____ FAX: _____

EMAIL: _____

REASON FOR REPLACEMENT/PLEASE CHECK APPROPRIATE BOX.

- Damaged /scratched, cracked, broken, crushed, etc.
- Mechanical malfunction/ drawer glides, swivel mechanisms, lid stays, etc.
- Missing pieces
- Unfinished surface
- Wrong color
- Other

IF MORE THAN ONE MODEL NUMBER IS LISTED ABOVE, PLEASE SPECIFY THE EXACT MODEL NUMBER OF YOUR ITEM IN THE SPACE PROVIDED BELOW.

| Model Number | Part Letter Code | Quantity |
|--------------|------------------|----------|
| | | |
| | | |
| | | |

ASSEMBLY INSTRUCTIONS

MODEL: B5026D
DESCRIPTION: DRESSER

Thank you for purchasing this quality product. Be sure to check all packing material carefully for small Hardware which may have some loose inside the carton during shipment. Identify and count all Hardware and compare with the Hardware List Below.

PARTS LIST:

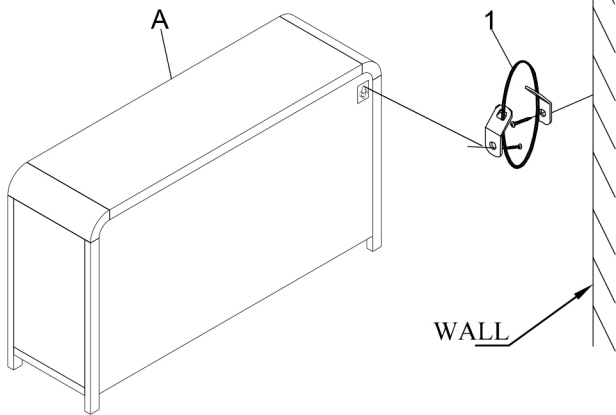
| No. | Description | Quantity |
|-----|-------------|----------|
| A | DRESSER | 1PC |

HARDWARE LISTS

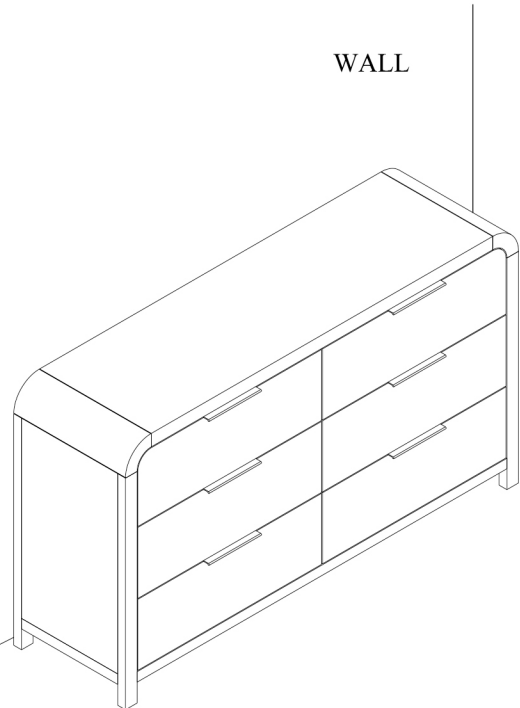
| No. | SIZE | Q'TY |
|-----|-------------------|------|
| 1 | TIPPING RESTRAINT | 1SET |

STEP 1

Move the Dresser into the final position and attach tipping restraint to the wall



Completed





Parts and Damage Replacement Procedure

1. Please inspect your purchase immediately.
2. This procedure covers product purchased from an authorized Roundhill Reseller and was received in its originally sealed carton.
3. If you find a part missing or damaged, you have a 30-day window in which to order a replacement part from the date on your purchase receipt.
4. You have 3 ways to do this. You will need a copy of your purchase receipt.
 - a. By Fax: Fax the parts order form below and along with your receipt to 614-878-7918
 - b. By Email: Email the order form and along with your receipt to: parts@roundhillfurniture.com
 - c. By Mail: Fill out the parts order form below and along with a copy of your receipt send it to Roundhill furniture parts department 3640 Zane Trace Drive, Columbus OH 43228
5. Once this order is sent in, you will be notified if the part(s) you are requesting can or cannot be shipped within 7-10 business days.

**A COPY OF YOUR PURCHASE RECEIPT OR INVOICE MUST BE ATTACHED TO THIS ORDER FORM.
NO ORDERS WILL BE PROCESSED WITHOUT PROOF OF PURCHASE.**

NAME: _____

ADDRESS: _____ (No Post Office Boxes)

CITY: _____ STATE: _____ ZIP: _____

PHONE: _____ FAX: _____

EMAIL: _____

REASON FOR REPLACEMENT/PLEASE CHECK APPROPRIATE BOX.

- Damaged /scratched, cracked, broken, crushed, etc.
- Mechanical malfunction/ drawer glides, swivel mechanisms, lid stays, etc.
- Missing pieces
- Unfinished surface
- Wrong color
- Other

IF MORE THAN ONE MODEL NUMBER IS LISTED ABOVE, PLEASE SPECIFY THE EXACT MODEL NUMBER OF YOUR ITEM IN THE SPACE PROVIDED BELOW.

| Model Number | Part Letter Code | Quantity |
|--------------|------------------|----------|
| | | |
| | | |
| | | |

ASSEMBLY INSTRUCTIONS

MODEL: B5026M
DESCRIPTION: MIRROR

Thank you for purchasing this quality product. Be sure to check all packing material carefully for small Hardware which may have some loose inside the carton during shipment. Identify and count all Hardware and compare with the Hardware List Below.

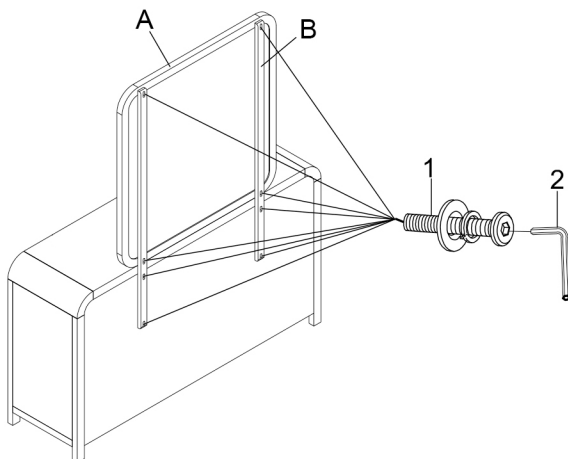
PARTS LIST:

| No. | Description | Quantity |
|-----|-----------------|----------|
| A | MIRROR | 1PC |
| B | MIRROR SUPPORTS | 2PCS |

HARDWARE LISTS

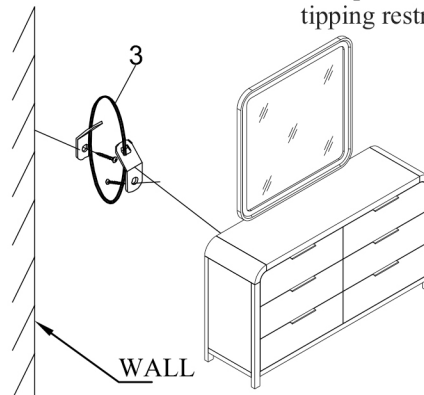
| No. | SIZE | Q'TY |
|-----|--------------------------------|------|
| 1 | JCBC Bolt 1/4"X38mm | 8PCS |
| | Lock Washer 1/4" | 8PCS |
| | Flat Washer 1/4"X19mmX1.5mm | 8PCS |
| 2 | Allen Key | 1PC |
| 3 | TIPPING RESTRAINT | 1SET |

STEP 1

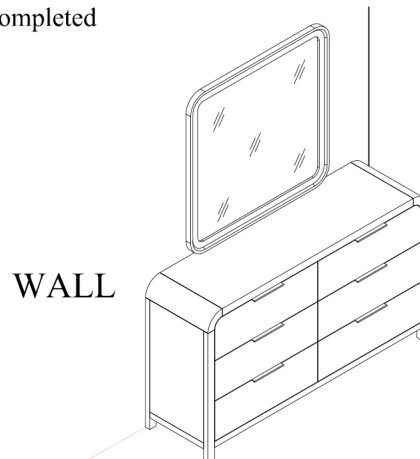


STEP 2

Move the Dresser into the final position and attach tipping restraint to the wall



Completed





Parts and Damage Replacement Procedure

1. Please inspect your purchase immediately.
2. This procedure covers product purchased from an authorized Roundhill Reseller and was received in its originally sealed carton.
3. If you find a part missing or damaged, you have a 30-day window in which to order a replacement part from the date on your purchase receipt.
4. You have 3 ways to do this. You will need a copy of your purchase receipt.
 - a. By Fax: Fax the parts order form below and along with your receipt to 614-878-7918
 - b. By Email: Email the order form and along with your receipt to: parts@roundhillfurniture.com
 - c. By Mail: Fill out the parts order form below and along with a copy of your receipt send it to Roundhill furniture parts department 3640 Zane Trace Drive, Columbus OH 43228
5. Once this order is sent in, you will be notified if the part(s) you are requesting can or cannot be shipped within 7-10 business days.

**A COPY OF YOUR PURCHASE RECEIPT OR INVOICE MUST BE ATTACHED TO THIS ORDER FORM.
NO ORDERS WILL BE PROCESSED WITHOUT PROOF OF PURCHASE.**

NAME: _____

ADDRESS: _____ (No Post Office Boxes)

CITY: _____ STATE: _____ ZIP: _____

PHONE: _____ FAX: _____

EMAIL: _____

REASON FOR REPLACEMENT/PLEASE CHECK APPROPRIATE BOX.

- Damaged /scratched, cracked, broken, crushed, etc.
- Mechanical malfunction/ drawer glides, swivel mechanisms, lid stays, etc.
- Missing pieces
- Unfinished surface
- Wrong color
- Other

IF MORE THAN ONE MODEL NUMBER IS LISTED ABOVE, PLEASE SPECIFY THE EXACT MODEL NUMBER OF YOUR ITEM IN THE SPACE PROVIDED BELOW.

| Model Number | Part Letter Code | Quantity |
|--------------|------------------|----------|
| | | |
| | | |
| | | |

ASSEMBLY INSTRUCTIONS

MODEL: B5026K-HF / B5026KQ-RL
 DESCRIPTION: King Headboard
 Footboard & Slats
 Side Rails

Thank you for purchasing this quality product. Be sure to check all packing material carefully for small Hardware which may have some loose inside the carton during shipment. Identify and count all Hardware and compare with the Hardware List Below.

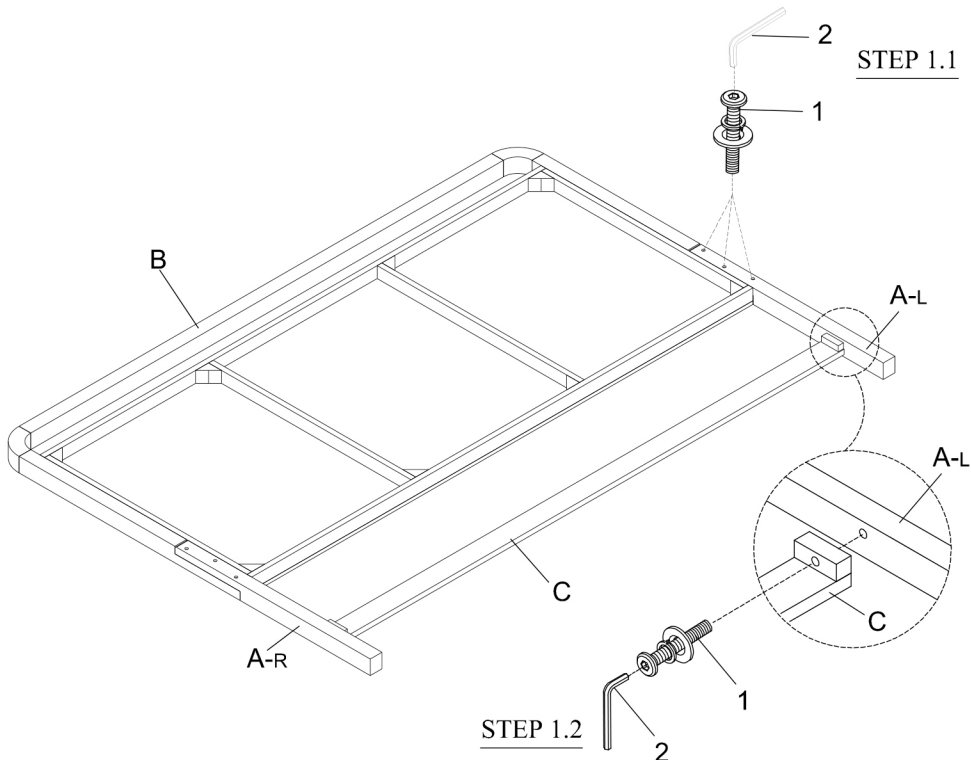
PARTS LIST:

| No. | SIZE | Q'TY |
|----------|------------------------|------|
| A | Head board Leg (L&R) | 2PCS |
| B | Head board panel | 1PC |
| C | Head board bottom rail | 1PC |
| D | Side rail | 2PCS |
| E | Footboard | 1PC |
| F | Support legs | 8PCS |
| G | Slats | 4PCS |

HARDWARE LISTS

| No. | SIZE | Q'TY |
|----------|---------------------------------|------|
| 1 | JCBC bolt 5/16"X45mm | 8PCS |
| | Lock Washer 5/16" | 8PCS |
| | Flat Washer 5/16"X19mmX1.5mm | 8PCS |
| 2 | Allen Key | 1PC |
| 3 | Threaded Bolt(Ø5/16**82mm) | 8PCS |
| 4 | U-square Washer (25*15*2mm) | 8PCS |
| 5 | Hex Nut (Ø5/16**12*17mm) | 8PCS |
| 6 | Wrench 12mm | 1PC |
| 7 | Screw(#4*32mm) | 8PCS |

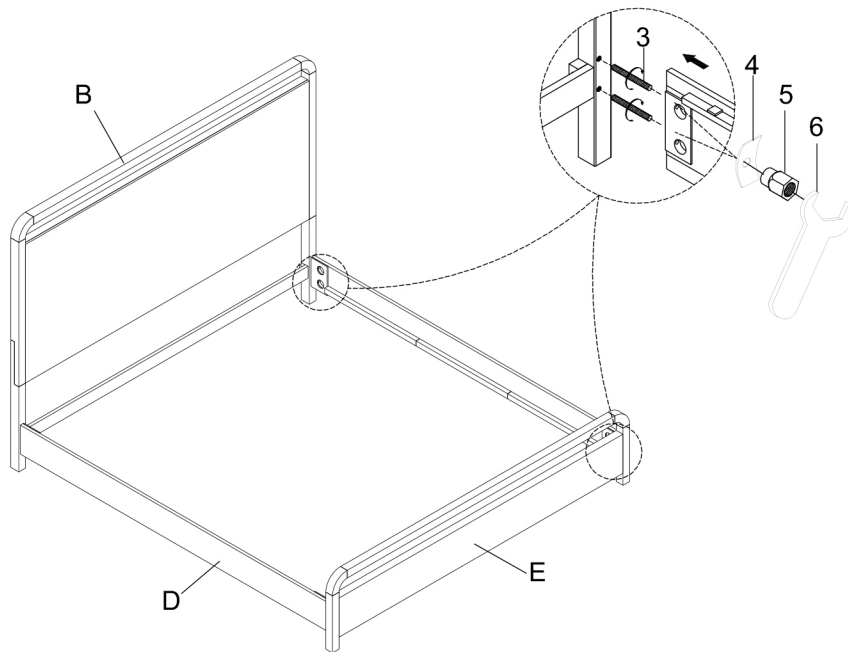
STEP 1



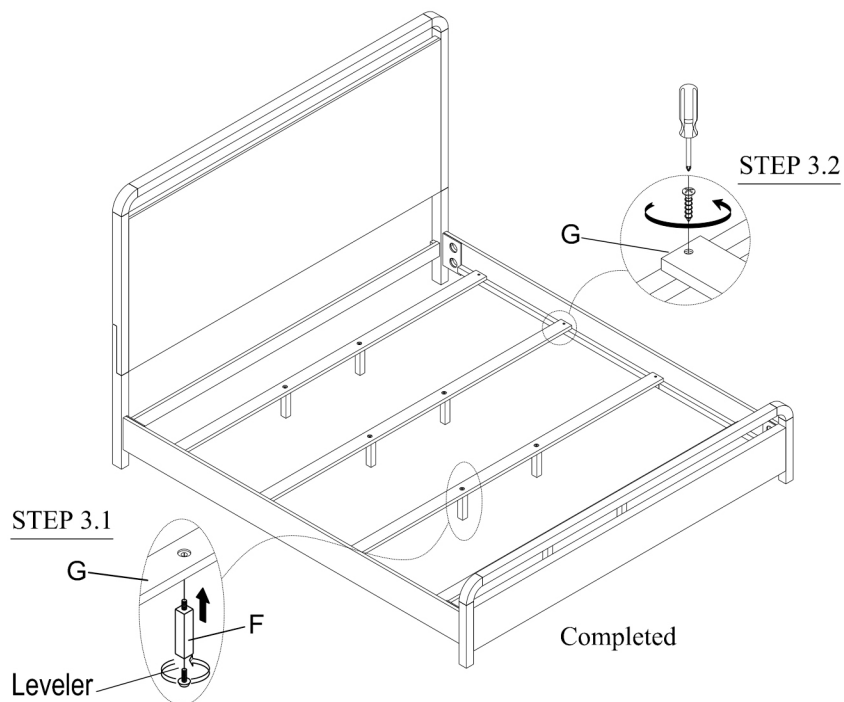
ASSEMBLY INSTRUCTIONS

MODEL: B5026K-HF / B5026KQ-RL
DESCRIPTION: King Headboard
Footboard & Slats
Side Rails

STEP 2



STEP 3





Parts and Damage Replacement Procedure

1. Please inspect your purchase immediately.
2. This procedure covers product purchased from an authorized Roundhill Reseller and was received in its originally sealed carton.
3. If you find a part missing or damaged, you have a 30-day window in which to order a replacement part from the date on your purchase receipt.
4. You have 3 ways to do this. You will need a copy of your purchase receipt.
 - a. By Fax: Fax the parts order form below and along with your receipt to 614-878-7918
 - b. By Email: Email the order form and along with your receipt to: parts@roundhillfurniture.com
 - c. By Mail: Fill out the parts order form below and along with a copy of your receipt send it to Roundhill furniture parts department 3640 Zane Trace Drive, Columbus OH 43228
5. Once this order is sent in, you will be notified if the part(s) you are requesting can or cannot be shipped within 7-10 business days.

**A COPY OF YOUR PURCHASE RECEIPT OR INVOICE MUST BE ATTACHED TO THIS ORDER FORM.
NO ORDERS WILL BE PROCESSED WITHOUT PROOF OF PURCHASE.**

NAME: _____

ADDRESS: _____ (No Post Office Boxes)

CITY: _____ STATE: _____ ZIP: _____

PHONE: _____ FAX: _____

EMAIL: _____

REASON FOR REPLACEMENT/PLEASE CHECK APPROPRIATE BOX.

- Damaged /scratched, cracked, broken, crushed, etc.
- Mechanical malfunction/ drawer glides, swivel mechanisms, lid stays, etc.
- Missing pieces
- Unfinished surface
- Wrong color
- Other

IF MORE THAN ONE MODEL NUMBER IS LISTED ABOVE, PLEASE SPECIFY THE EXACT MODEL NUMBER OF YOUR ITEM IN THE SPACE PROVIDED BELOW.

| Model Number | Part Letter Code | Quantity |
|--------------|------------------|----------|
| | | |
| | | |
| | | |

ASSEMBLY INSTRUCTIONS

MODEL: B5026Q-HF / B5026KQ-RL
 DESCRIPTION: Queen Headboard
 Footboard & Slats
 Side Rails

Thank you for purchasing this quality product. Be sure to check all packing material carefully for small Hardware which may have some loose inside the carton during shipment. Identify and count all Hardware and compare with the Hardware List Below.

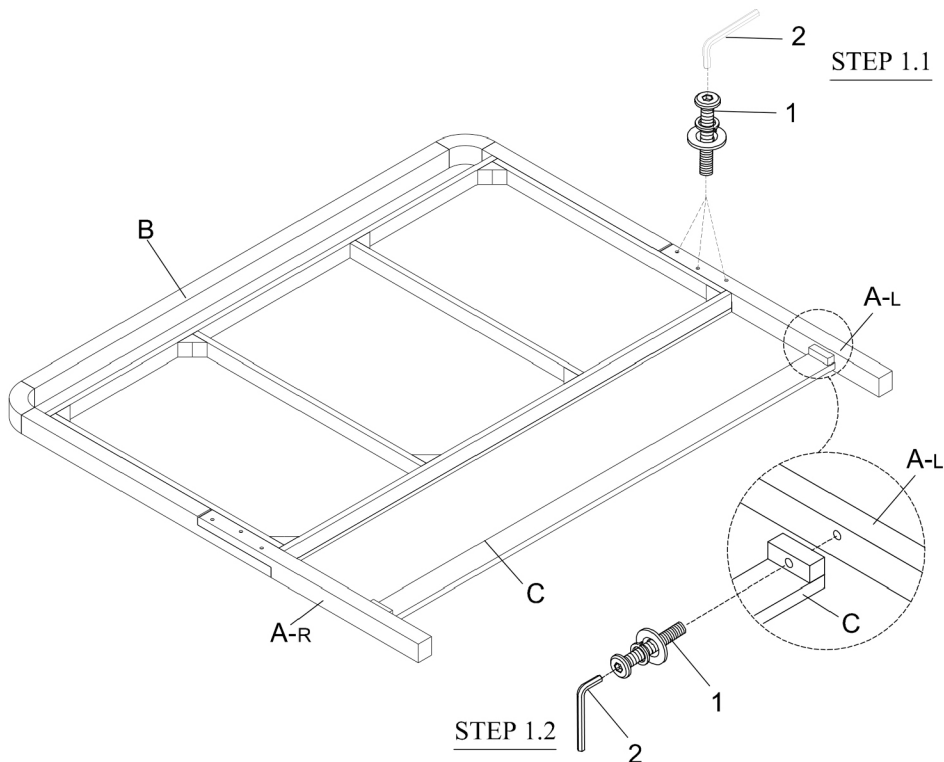
PARTS LIST:

| No. | SIZE | Q'TY |
|-----|------------------------|------|
| A | Head board Leg (L&R) | 2PCS |
| B | Head board panel | 1PC |
| C | Head board bottom rail | 1PC |
| D | Side rail | 2PCS |
| E | Footboard | 1PC |
| F | Support legs | 4PCS |
| G | Slats | 4PCS |

HARDWARE LISTS

| No. | SIZE | Q'TY |
|-----|---------------------------------|------|
| 1 | JCBC bolt 5/16"X45mm | 8PCS |
| | Lock Washer 5/16" | 8PCS |
| | Flat Washer 5/16"X19mmX1.5mm | 8PCS |
| 2 | Allen Key | 1PC |
| 3 | Threaded Bolt(Ø5/16**82mm) | 8PCS |
| 4 | U-square Washer (25*15*2mm) | 8PCS |
| 5 | Hex Nut (Ø5/16**12*17mm) | 8PCS |
| 6 | Wrench 12mm | 1PC |
| 7 | Screw(#4*32mm) | 8PCS |

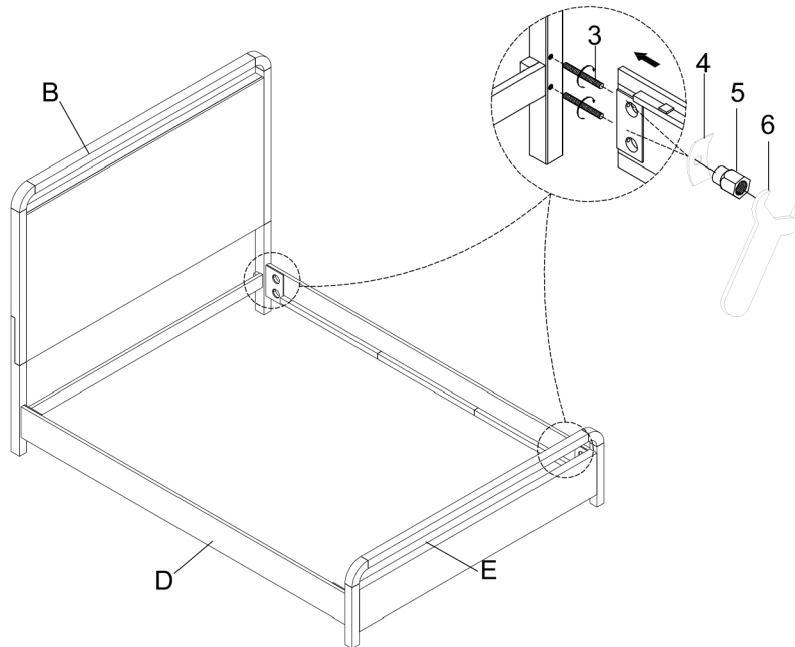
STEP 1



ASSEMBLY INSTRUCTIONS

MODEL: B5026Q-HF / B5026KQ-RL
 DESCRIPTION: Queen Headboard
 Footboard & Slats
 Side Rails

STEP 2



STEP 3

