


Assembly Manual

Manual Recliner

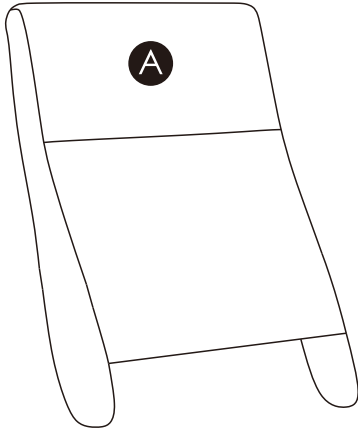


CAUTION


THIS ASSEMBLY MANUAL CONTAINS IMPORTANT SAFETY INFORMATION.

PLEASE READ AND KEEP FOR FUTURE REFERENCE.

COMPONENTS



A Chair Back
1X



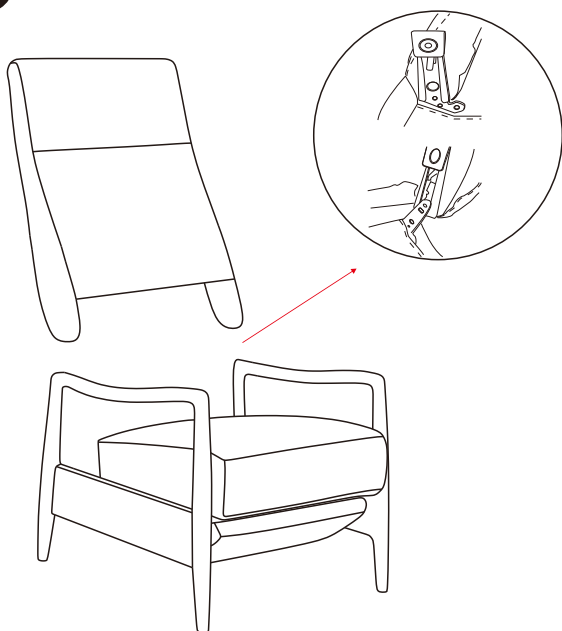
B Chair Base
1X

WARNING

Find a yellow protector at the bottom, then remove it before using.

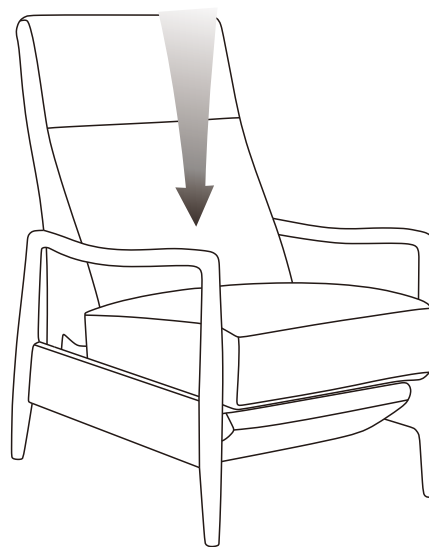
ASSEMBLY INSTRUCTIONS

1



Align seat back and frame to metallic quick connectors and slide into place.

2



Push down firmly on seat back to lock connector

3

