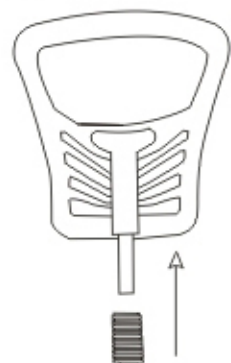
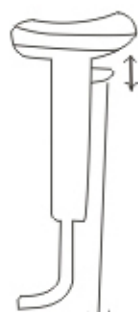


# Assembly Instruction

(1) X1



(4) X2

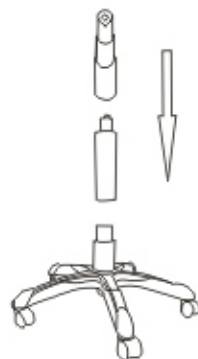


Pull up or press down  
to adjust the armrest height.

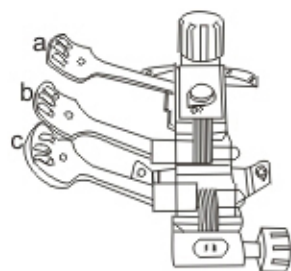
(2) X1



(5) X1

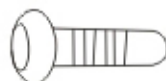


(3) X1



a: Height Controller  
b: Tilt  
c: Backrest Controller

(6) X6 6X25  
(7) X4 6X20



(8) X10 6X18



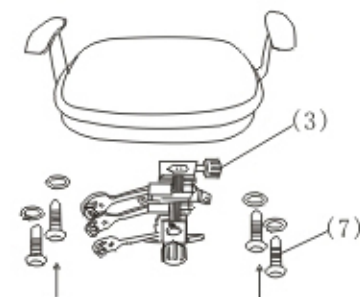
(9) X1



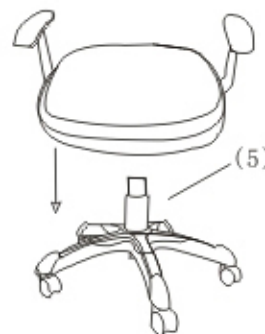
① Assemble the arm  
as show below



② Assemble the mechanism  
as show below



③



⑤



④ Assemble the backrest as show  
below



After you insert the back into the  
mechanism and adjust to desired  
height, turn the button  
counter-clockwise until it is  
screwed in tightly.