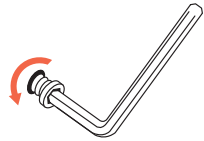


• Instructions


※ NOTICE

Please use the allen key included instead of an electric drill.

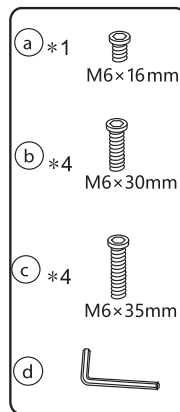
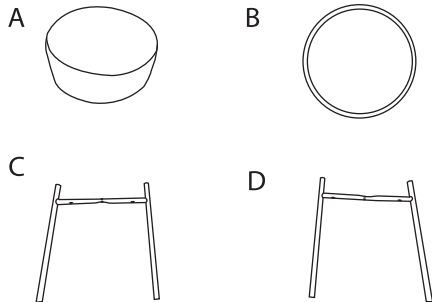


TIPS!


We recommend two people for the assembly process.



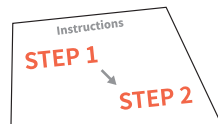
☑ Please make sure all the parts are included.



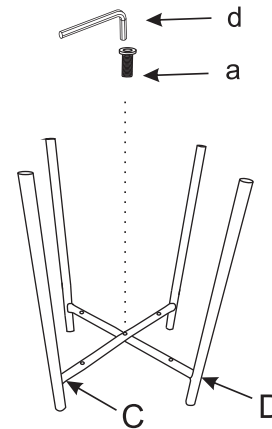
Read the instructions carefully.



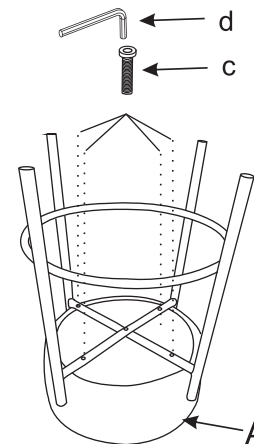
Follow the assembly steps.



STEP 1

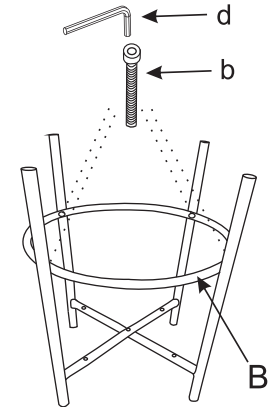


STEP 3



STEP 2

For better assembly in the following steps, please only screw all the screws to 80% of the position when assembling this step.



STEP 4 100% tighten all the screws in the end.

