



**INSTRUCTIONS D'ASSEMBLAGE  
ASSEMBLY INSTRUCTIONS**

---

---

**CHAISE -  
2PCS / 39"H / VELOUR NOIR / CHROME**


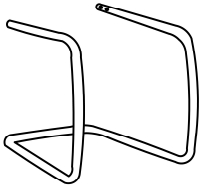

**DINING CHAIR -  
2PCS / 39"H / BLACK VELVET / CHROME**



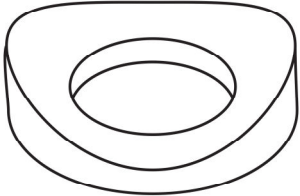

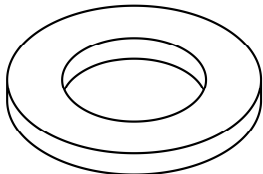

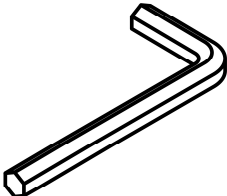
**POUR DE L'ASSISTANCE OU POUR COMMANDER  
DES PIÈCES CONTACTEZ NOTRE DÉPARTEMENT  
DE SERVICE À LA CLIENTÈLE.**

**FOR ASSISTANCE OR TO ORDER PARTS  
CONTACT OUR CUSTOMER SERVICE DEPARTMENT**

**LISTE DES PIÈCES**  
**PARTS LIST**

PIÈCE / PART #	IMAGE	DESCRIPTION	QTY / QTÉ
1		BACK DOSSIER	2
2		CHAIR LEG PATTE DE CHAISE	2
3		SEAT CUSHION COUSSIN DU SIÈGE	2

## LISTE DES PIÈCES DE MONTAGE HARDWARE LIST

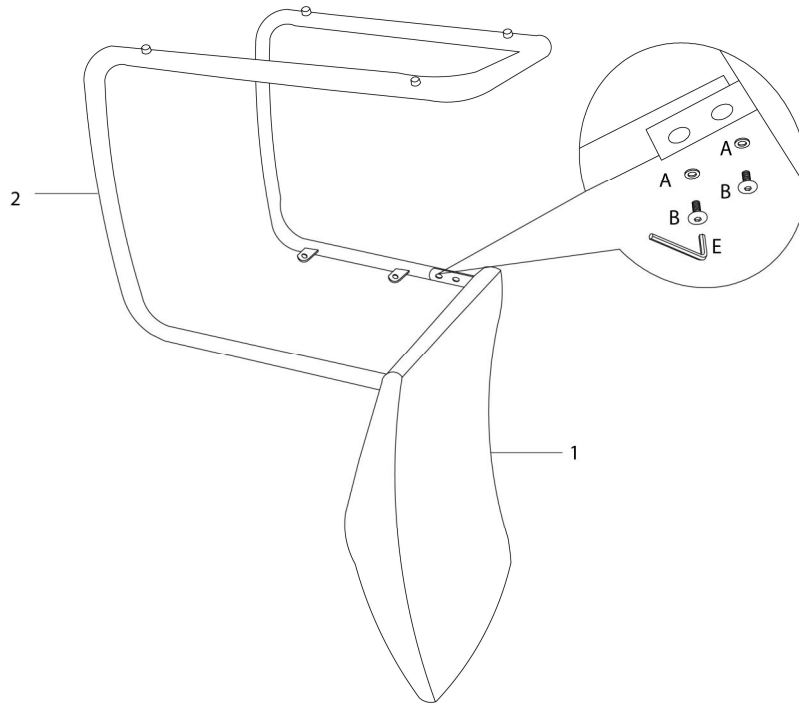
PIÈCE / PART #	IMAGE	DESCRIPTION	QTY / QTÉ
<b>A</b>		CURVED WASHER - $\text{Ø}7/8''$ RONDELLE CURVÉE - $\text{Ø}7/8''$	<b>8</b>
<b>B</b>		ASSEMBLING BOLT - $\text{Ø} 3/8'' \times 3/4''$ BOULON D'ASSEMBLAGE - $\text{Ø} 3/8'' \times 3/4''$	<b>8</b>
<b>C</b>		METAL WASHER - $\text{Ø} 3/4''$ RONDELLE DE MÉTAL - $\text{Ø} 3/4''$	<b>8</b>
<b>D</b>		ASSEMBLING BOLT - $\text{Ø} 1/4'' \times 3/4''$ BOULON D'ASSEMBLAGE - $\text{Ø} 1/4'' \times 3/4''$	<b>8</b>
<b>E</b>		HEX KEY CLÉ HEXAGONALE	<b>2</b>



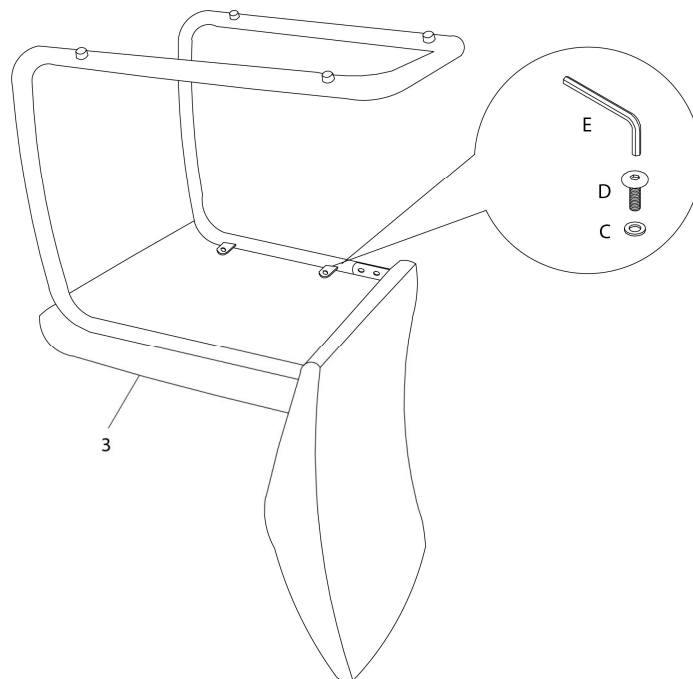
OUTIL DE VÉRIFICATION DE DIMENSIONS DES PIÈCES  
HARDWARE DIMENSIONS VERIFICATION TOOL



**ÉTAPE / STEP 1**



**ÉTAPE / STEP 2**



ÉTAPE / STEP 3

