

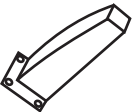
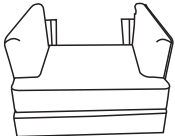


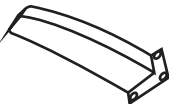



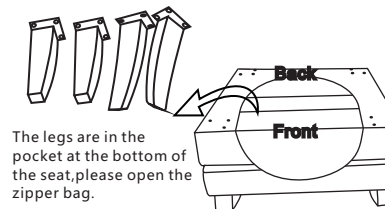
ASSEMBLY INSTRUCTIONS

Item No.:CHS18393

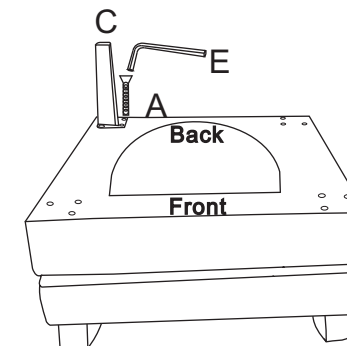
Components:

| | | | |
|---------------------|---|------------------|---|
| A |  12PCS | E |  1PC |
| B Front leg |  2PCS | F |  1PC |
| C Left rear leg |  1PC | G |  1PC |
| D Right rear leg |  1PC | H EXTRA PARTS |  1PC |

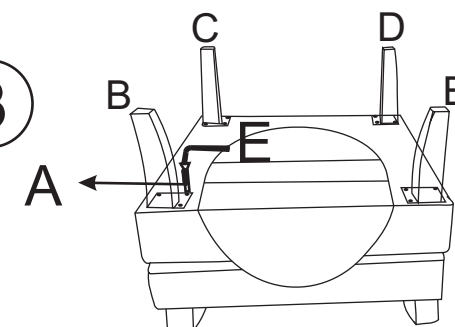
①



②

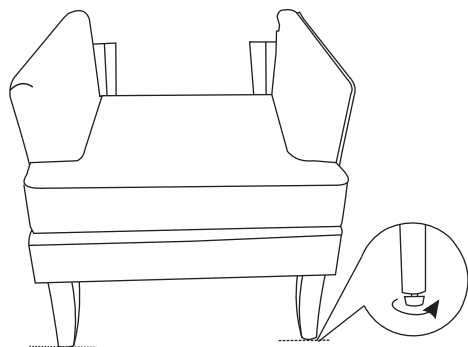


③

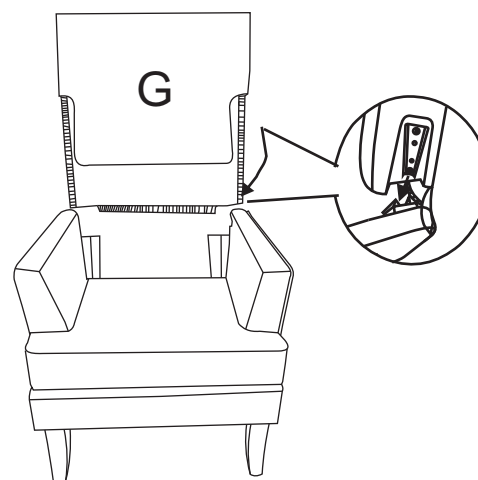


Attention: Pls insert backrest correctly, then push it down for match up and make sure enough tight.

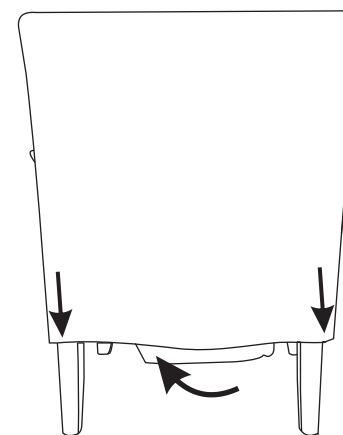
④



⑤



⑥



⑦

