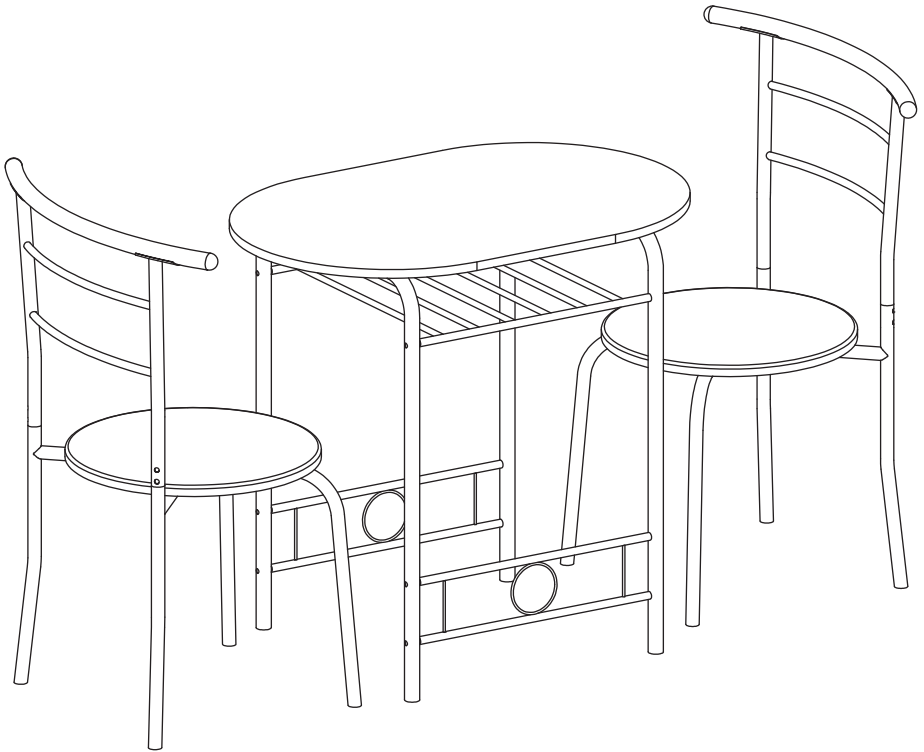


# ASSEMBLY INSTRUCTIONS


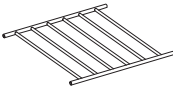
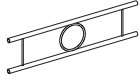






---


## ■ 1-Piece





# Parts


Check and make sure you get the components on the list, contact us for any missing.


<p>①</p>  <p>2 PCS</p>	<p>②</p>  <p>1 PC</p>	<p>③</p>  <p>2 PCS</p>	<p>④</p>  <p>1 PC</p>	<p>⑤</p>  <p>2 PCS</p>
<p>⑥</p>  <p>2 PCS</p>	<p>⑦</p>  <p>2 PCS</p>	<p>⑧</p>  <p>2 PCS</p>	<p>⑨</p>  <p>2 PCS</p>	


A	x 26
	
M6* 30mm	

B	x 16
	
M6*12mm	

C	x 8
	
This gasket is used when the back screw of the chair is too long	

D	x 2
	
M6	

E	x 1
	
S10	

F	x 1
	
S4	

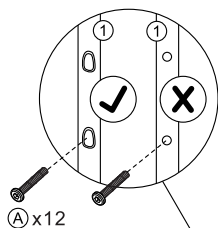


Tighten all the screws after they have been fixed to the screw holes.

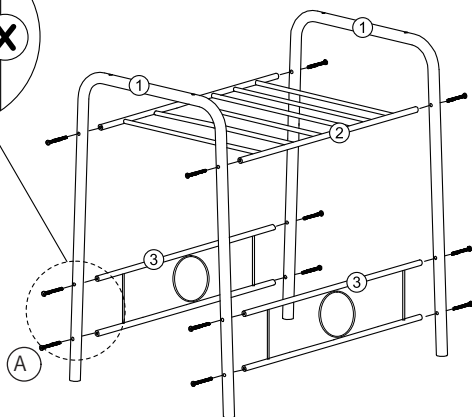
# Assembly steps

## Step 1

The grooved hole of the pipe fitting should face outward. If the grooves are installed inward, it will cause the holes of the table legs and the table board to not be aligned.

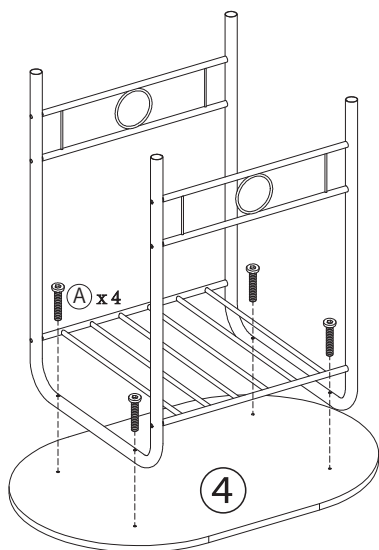


(A) x 12



(A)	x 12
M6*30mm	

## Step 2



(A) x 4



(A)	x 4
M6*30mm	

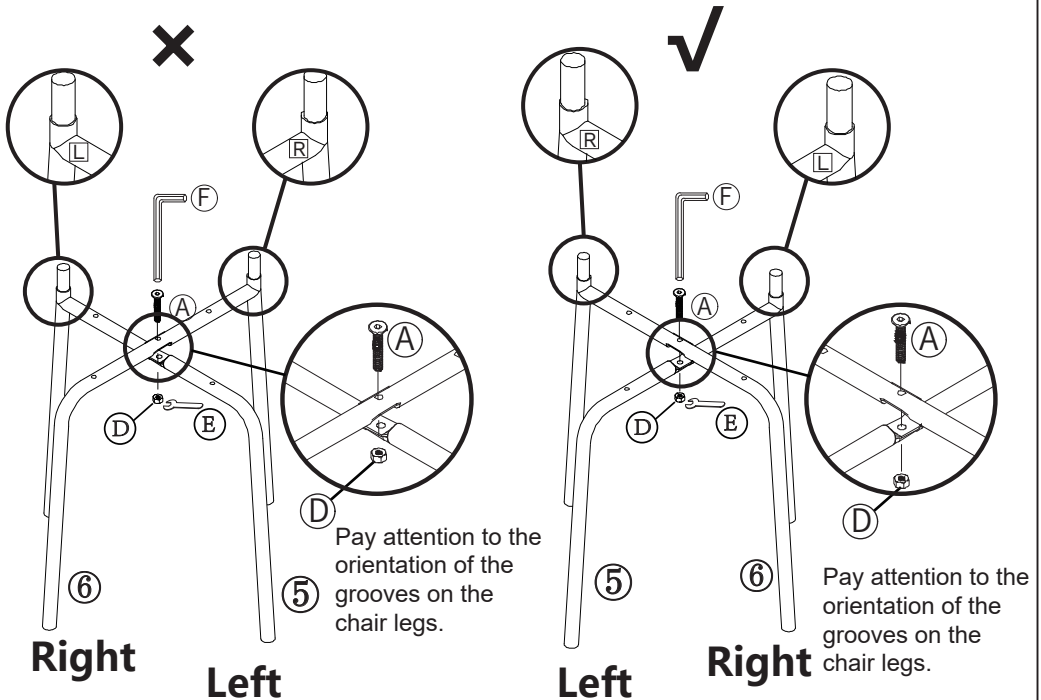
# Assembly steps

## Step 3

Please pay attention to distinguishing between the left and right chair legs. Installing the chair legs facing the wrong direction can cause the backrest screws to not be installed.

When installing, please ensure that the "L" and "R" on the chair back correspond to those on the chair legs. Only when the label is installed correctly can the holes in the chair legs and backrest be aligned.


(A)	x 1
	
M6*30mm	
(D)	x 1
	
M6	

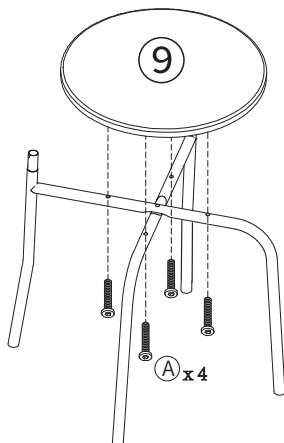


x 2

# Assembly steps



## Step 4

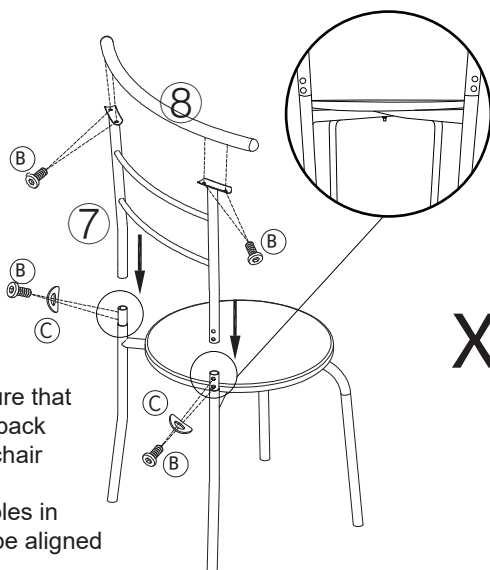
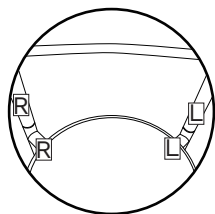
(A)	x 4
	
M6*30mm	



x 2

## Step 5

(B)	x 8
	
M6*12mm	
(C)	x 4
	



x 2

When installing, please ensure that the "L" and "R" on the chair back correspond to those on the chair legs. Only when the label is installed correctly can the holes in the chair legs and backrest be aligned

# Assembly steps

## Step 6

