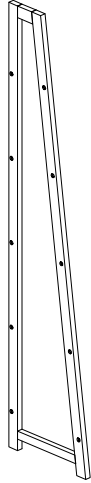
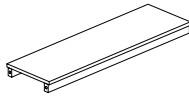
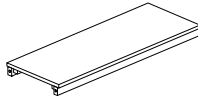
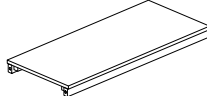
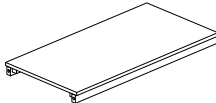
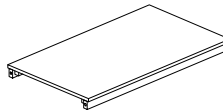


ASSEMBLY INSTRUCTION






BOOKCASE

PART LIST

A Side Frame (2pcs) (Left & Right)	B Shelf 1 (1pc)
	
	C Shelf 2 (1pc)
	
	D Shelf 3 (1pc)
	

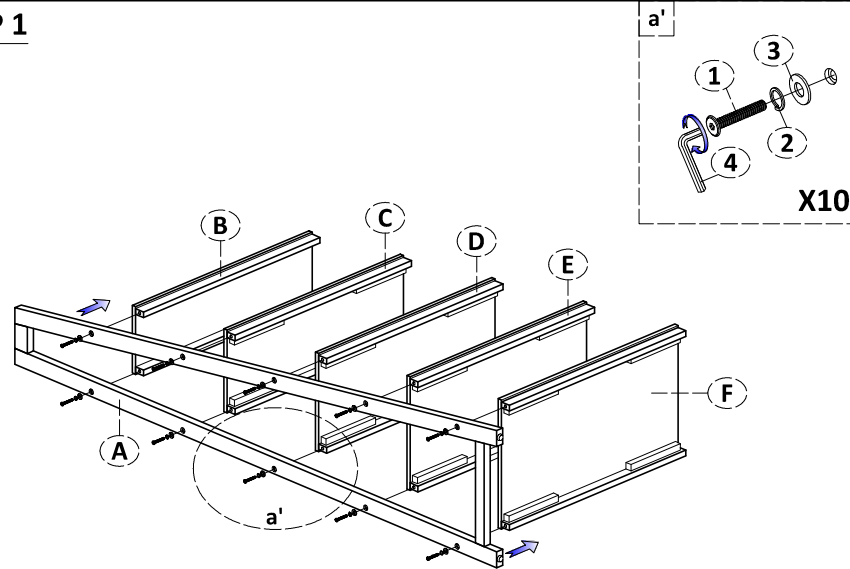
E Shelf 4 (1pc)	F Shelf 5 (1pc)
	

HARDWARE LIST

1	Bolt	2	Spring Washer
			
1/4" x 40mm (20 pcs)		5/16" (20 pcs)	
3	Washer	4	Allen Key
			
5/16" x 16mm (20 pcs)		(1 pc)	
		5	Anti tip kit
			
		(2 sets)	

DO NOT FULLY TIGHTEN SCREWS AND NUTS UNTIL THE ENTIRE ITEM IS COMPLETELY ASSEMBLED

STEP 1



COMPLETE



PLEASE NOTE:

To help prevent the possibility of tip-over, install the tip over restraint provided.

STEP 2

