




Step 1: Install the wheels

(be careful not to install them upside down)




Step 2: Install the large frame

(pay attention to the front and rear direction)



Align the holes and install long screws





Step 3: Install the rear support rod




Step 4: Install the rod





Screws on the back of easel
(fixing the middle rod)



Step 5: Install the slider



**Screw on front side
(fix slide height)**





**Installation
Complete**