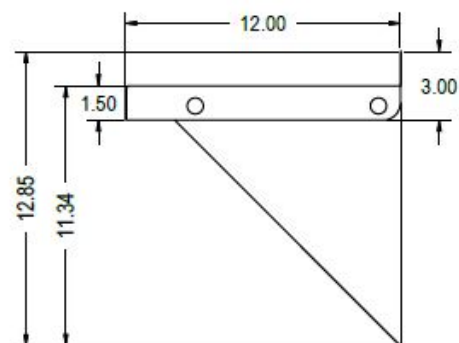

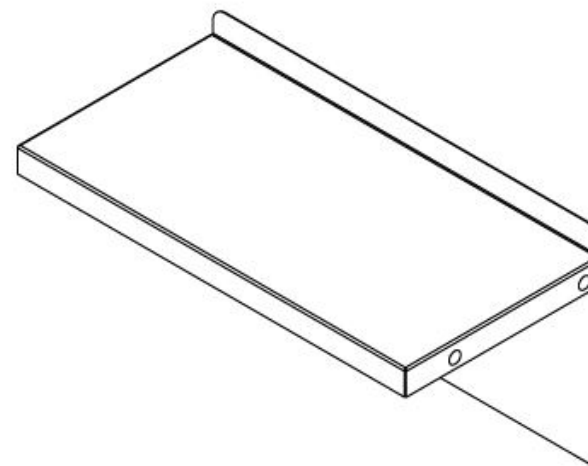



THE INFORMATION CONTAINED IN THIS DRAWING IS THE SOLE PROPERTY OF PRAIRIE VIEW INDUSTRIES. ANY REPRODUCTION IN PART OR WHOLE WITHOUT THE WRITTEN PERMISSION OF PRAIRIE VIEW INDUSTRIES IS PROHIBITED.



PVI Tolerance
±.03

FILE NAME
WALL MOUNT SHELVES

Dr By
KAM

APPROVED

PART #
WS1224SS

CREATED
3/25/2014

SCALE 1:12

SHEET # 6

LAST SAVED

REV #

WT.

10/8/2018

