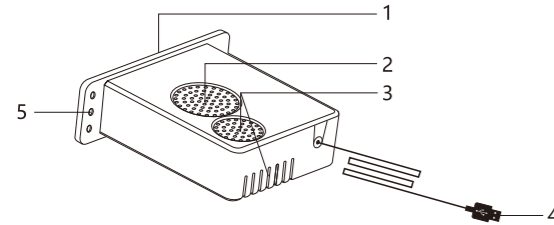


Product principle

The product sterilizes the indoor air and deodorize by the ozone principle which is safe without pollution. It releases ozone immediately and kills all kinds of bacteria. It is controlled by the micro-computer, and sterilize the surrounding at the fixed time.

Ozone has the extremely strong oxidation, catalysis and sterilization ability, it can decompose oxygen automatically in short time under the normal temperature without any residues remained, it is the most clean sterilization method without pollution and dead end which is recognized internationally

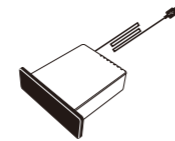
Product structure



- 1. Internationally
- 2. Air inlet
- 3. Air outlet
- 4. USB 5V interface
- 5. Installing screw holes

01

Product list



Host machine



Instruction

Technical parameters

Product name	Intelligent deodorizer	Input voltage	DC5V
Rated power	5w	Plug interface	USB
Ozone output	100mg/h	Gear adjustment	Loop +Single time
Noise	35dB(A)	Prodeuct siz	103*111*37mm

Common troubleshooting guidance

Common problem	Disposal method
The machine can not turn on, the light can not turn on	<ul style="list-style-type: none"> • Please confirm that if the power supply in the USB interface is plugged or not • Please confirm if the adapter is plugged or powers on • Please confirm if the USB power wire powers on or not

02

Operation mode

Circulation + XSPED version

I. Operate according to the relevant version, press ON & OFF to turn on or off (select the mode , if the screen flashes, it works, if the screen is normally on, it stands by)

II. In the On Mode, Press the anion mode button and select the operation mode P1, P2, P3, P4.

P1: Ozone works for 4 minutes, stops for 26 minutes, and the cycle starts.

P2: Ozone works for 7 minutes, stops for 53 minutes, and the cycle starts.

P3: Ozone works for 30 minutes, stops for 23.30 minutes, and the cycle starts.

P4: Ozone works for 58 minutes, stops for 23.02 minutes, and the cycle starts.

IV. Press speed button, the system default mode is 05, speed button is set to 05.15. 30.60.press minute countdown. For example, 05.04-02.01.

05: ozone work after 5 minutes, into the shutdown state.

15: ozone work after 15 minutes, into the shutdown state.

30: ozone 30 minutes after the operation, into the shutdown state.

60: ozone work 60 minutes, into the shutdown state.

03

Applicable range

The intelligent deodorizer is suitable for sterilization and deodorization in shoe cabinets, wardrobes, cabinets, garbage bins, storage cabinets, office cabinets, shoe changing stools, pet nests, pet rooms, pet hospitals and other spaces.

Purchase notice

1. When this product is in operation, animals in the pet house or pet house need to leave this enclosed space.
2. When using this product, there is a smell similar to that emitted by soil after rain, which is a normal phenomenon of ozone during operation.
3. Please keep the air outlet and air inlet of this product unobstructed, and do not cover or block them with other objects, otherwise it will reduce the sterilization and deodorization effect.
4. To achieve better sterilization effects, keep the doors and windows tightly closed when using this product.

04

Installation method

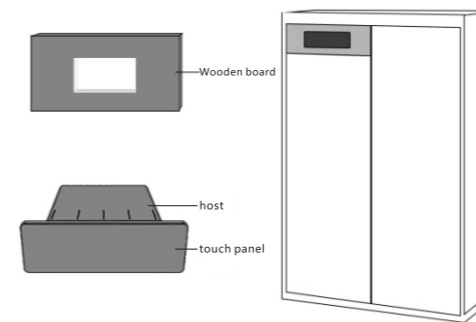
1. Insert the DC5V power plug into the machine power interface.
2. Insert the body into the cabinet with square holes already made, with a hole size of 31.5 * 82mm.

Before installation



Wooden board

After installation



host

touch panel

03



Intelligent deodorizer Use Instruction

Thank you very much for using this intelligent deodorizer!

Please read the use instruction carefully before using and keep properly for the future review.

Intelligent deodorizer

The company reserves the right of amendment and the right of interpretation for the above clauses

06

After-sales notice

Since the purchase date, the user can enjoy the free warranty for one year, lifetime maintenance (the appearance and consumables are not in the maintenance range), the card and effective ticket shall be shown for repairing during the warranty period (as for foreign customers, please send the card and effective ticket together).

Product Warranty Card

Product name			
Product No.	Warranty period		
Seller's name			
Seller's address			
Customer's name	Purchase date		
Customer's address			
Contact phone No.			

The following situations are not in the warranty range

1. All the artificial damages, including using under the abnormal environment, damages caused by improper use or keeping.
2. Users dismantle the machine privately, repair, modify or there is no warranty card or effective ticket.
3. Damages caused by improper transportation or other force majeure (like flood, fire, lightning stroke and earthquake) after purchasing the machine.

06