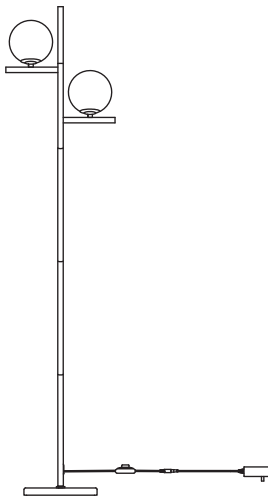


LED Floor Lamp

[Instruction Manual]

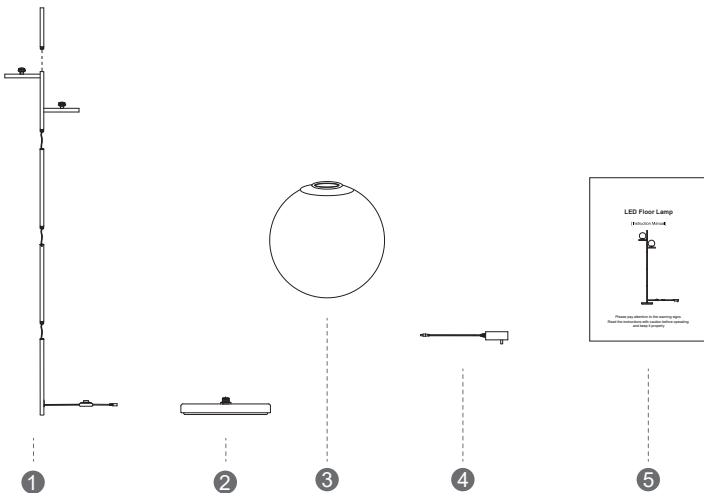


Please pay attention to the warning signs
Read the instructions with caution before operating
and keep it properly

CAUTION:

1. Before assembly, place all parts on a clean flat surface and check each part for defects that may occur during shipping.
2. Inspect wire insulation for any cuts, abrasions or exposed copper that may have resulted from shipping. If there are any defects in the wire, DO NOT continue assembling. Please send an email to our Customer Service immediately.
3. Consult a qualified electrician if you have any electrical questions.
4. Never drape clothes over the lamp.
5. To reduce the possibility of tipping over, we recommend placing the lamp behind furniture and keep children and pets away.
6. To prevent children from suffocating and choking, keep them away from packing materials.
7. Please keep this manual and hand it over when you transfer the product.

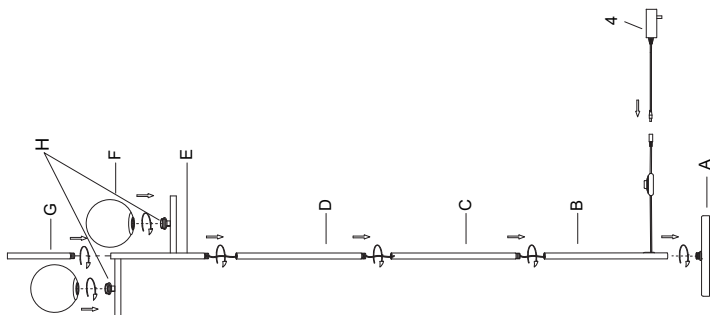
Packing List:



Part	Description	Quantity
1	Floor lamp	1
2	Base	1
3	Glass lampshade	2
4	Adapter	1
5	Instruction Manual	1

ASSEMBLY INSTRUCTIONS

Before assembly, check the packing listing to make sure all parts are present;



- 1.Screw the Tube-D、 C、 G clockwise onto the Part- E until tight.
- 2.Pull out any excess power cord through the Tube-B,screw the Tube-B clockwise onto the Tube-C until tight
- 3.Screw the Base (A) onto Tube-B until tight.
- 4.Screw the 2 Lampshades (F) clockwise onto the base (H) until tight.
- 5.Connect the Adapter connector (4) to the Adapter.
- 6.Place the floor lamp where you need it and plug it in.

FUNCTIONS

Foot Switch & Stepless Dimmable

Short press to turn it on/off; Long press to adjust the brightness;

After the Short press to turn it on, then Long press the foot switch, the light will gradually brighten or darken, just move your feet away when your preferred brightness is settled.

Memory function: the floor lamp can memorize the brightness mode you settled before turning it off.

Specifications

- Product Height: 67.5 IN
- Base Diameter: 9.8 IN
- Materials: Metal,Glass
- Input Voltage: 100-240VAC 60Hz
- Max.Load Power: 16W
- Max. Lumens: 1200LM
- Color Temperature: 3000K

One Year Limited Warranty

Supported by our professional R&D team and QC team, we provide One Year Warranty for materials and workmanship from the purchase date. Please note that the warranty does not cover damage caused by personal misuse or improper installation.

Please attach your Order ID and Name so that our dedicated customer service team can help you better.