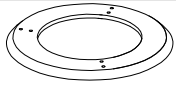







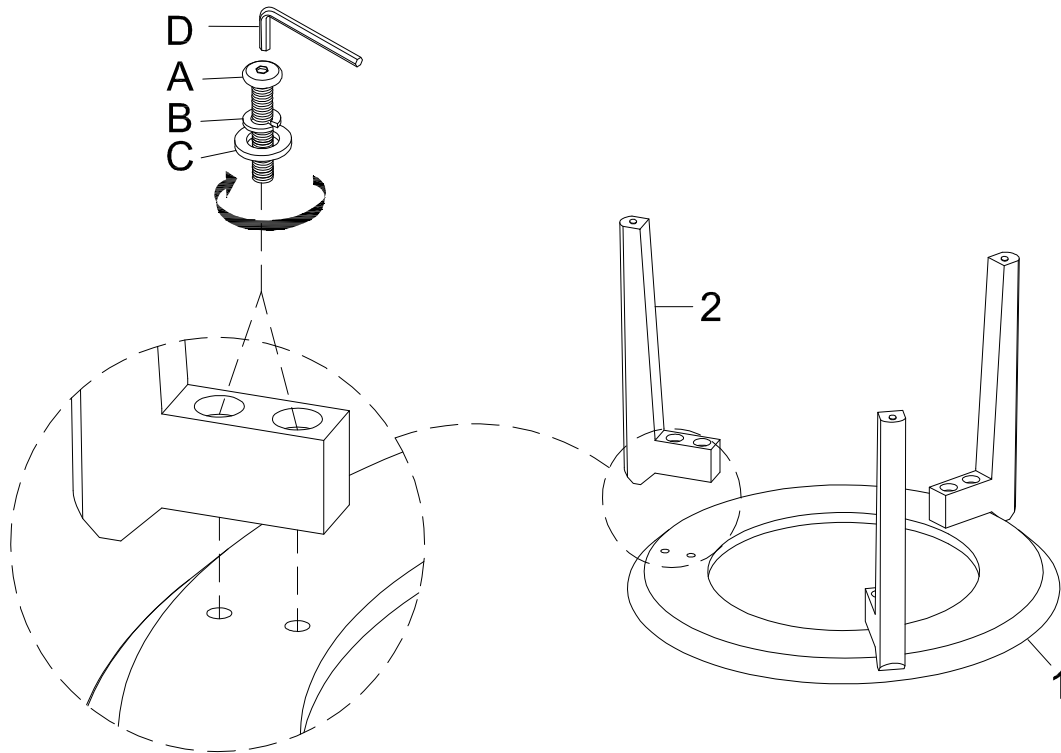
**Assembly Instruction for
END TABLE
CXY2404-01-02-03**

PARTS LIST			
NO.	Name	Sketch	Quantity
1	TABLE TOP		1 PC
2	LEG		3 PCS

HARDWARE LIST				
NO.	Name	Sketch	Specification	Quantity
A	BOLT		Ø1/4" x 50mm	6PCS
B	SPRING WASHER		Ø1/4"	6PCS
C	FLAT WASHER		Ø1/4"x19mm	6PCS
D	ALLEN KEY		M4	1PC

NOTES : Do not fully tighten any bolts until last step.

STEP : 1



COMPLETED

