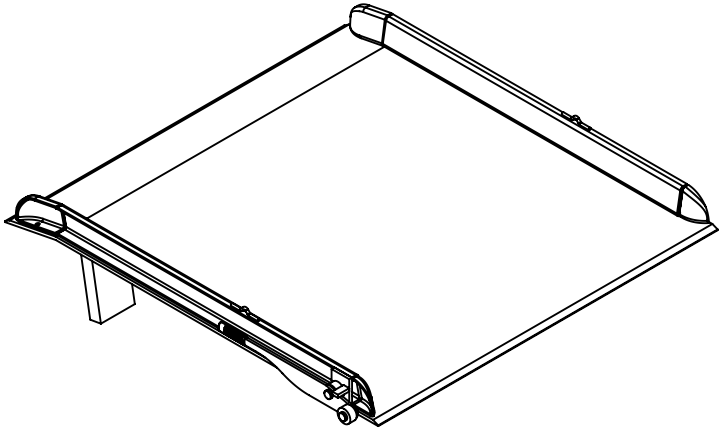
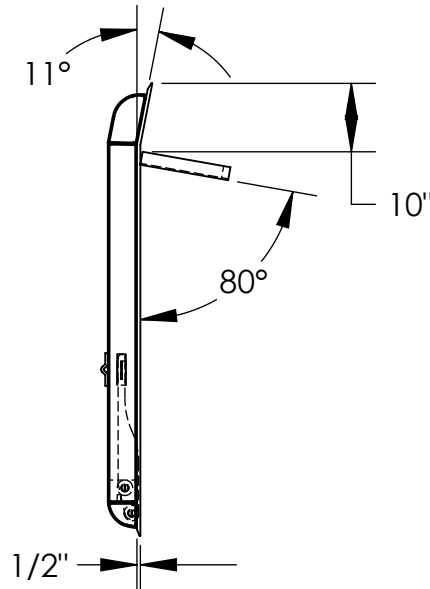
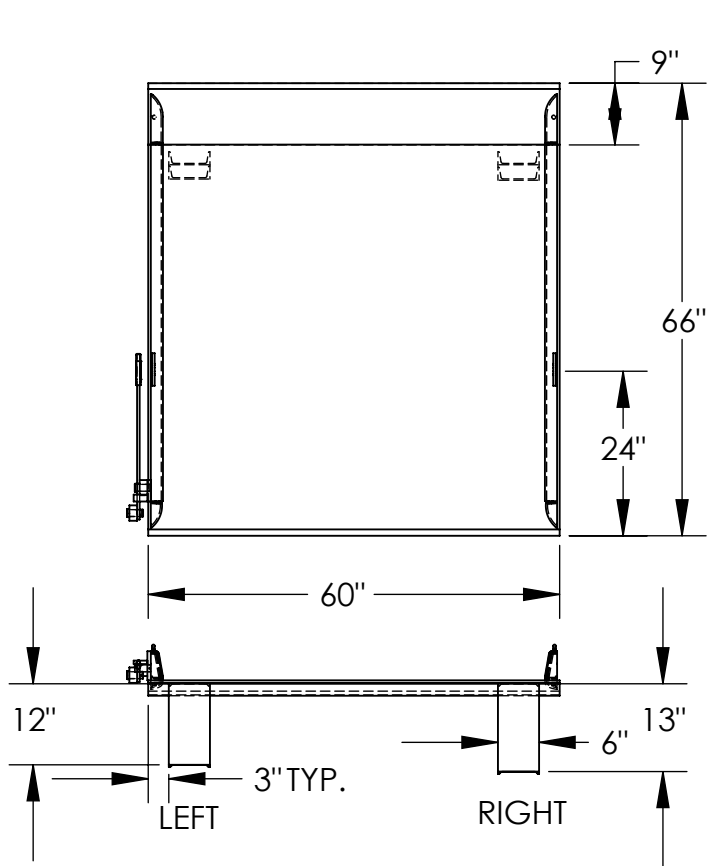


# STEEL TRUCK DOCKBOARD - TS-20-6066

APPROX WEIGHT: 637.07 lbs.  
DOES NOT INCLUDE WEIGHT OF POWER OR PACKAGING!!!

\*\*\* ANY ADDITIONS, DELETIONS, OR OMISSIONS MUST BE CORRECTED ON THIS DRAWING AS THIS DRAWING WILL BE CONSIDERED ALL INCLUSIVE \*\*\*  
ALL GRAPHICS PROVIDED ARE FOR REFERENCE ONLY. IF CERTAIN DIMENSIONS ARE CRITICAL PLEASE VERIFY THOSE DIMENSIONS WITH YOUR SALESPERSON



SCALE: 1:24

## STANDARD FEATURES

MODEL NUMBER: TS-20-6066  
CAPACITY: 20,000 LBS  
OVERALL WIDTH: 60"  
OVERALL LENGTH: 66"  
DOCKPLATE THICKNESS: 1/2"  
LEVER LIFT IS STANDARD  
LOCKING LEGS ARE 6" WIDE  
RIGHT LEG LENGTH IS 13"  
LEFT LEG LENGTH IS 12"  
CROWN IS 11° & 9° FROM EDGE

## \*OPTIONAL SPECIAL FEATURES

OPTIONAL 2 PINS (10-112-001) &  
2 CHAINS (1/4" CHAIN, 1,200 LBS  
36" LONG, W/HOOK)  
\*AVAILABLE AT AN ADDITIONAL COST

## SPECIAL FEATURES

NONE

APPROVAL	I, THE UNDERSIGNED, AGREE THAT THE PRODUCT AS REPRESENTED SATISFIES DESIGN AND DIMENSION REQUIREMENTS. I ALSO ACKNOWLEDGE MY DUTY TO CONFIRM PRODUCT AND INSTALLATION COMPLIANCE WITH ALL APPLICABLE FEDERAL, STATE AND LOCAL REGULATIONS AND STANDARDS.	
	<b>ALL SPECIAL UNITS ARE NON-RETURNABLE</b>	
	[ ] As drawn [ ] As marked	
	Signed: _____ Date: _____	
LEAD TIME WILL START UPON RECEIPT OF SIGNED APPROVAL DRAWING		

DISTRIBUTOR'S NAME:		P.O.#
VESTIL MANUFACTURING		X
W.O.#		X
DRAWN BY:	ADL	DATE: 12/21/05
REFERENCE:	X	SALES: X
QUOTED LEAD TIME:	X	SCALE: 1:28
QUOTE #	X	FILE NAME:
		10-007-071